

Institution: University of Florida (134130)

User ID: 88G4439

Completions Overview

Welcome to the IPEDS Completions survey component. The Completions component is one of several IPEDS components that is conducted during the Fall data collection period. It collects the number of degrees and certificates awarded by field of study, level of award, race/ethnicity, and gender. The reporting period for the Completions component is during the 12-month time period beginning July 1 of the previous calendar year and ending June 30 of the current calendar year; therefore, for this year's Completions component, the reporting period is between July 1, 2015 and June 30, 2016. The Completions component is also collecting the number of students (e.g., completers) who earned awards between July 1, 2015 and June 30, 2016.

Completions Common Errors

Some common completions component errors include the following:

- Including award levels on your current year Completions that were not reported on your previous year's (PY) Institutional Characteristics (IC). [Award levels in the PY IC component cannot be changed; therefore, contact the IPEDS Help Desk at 1-877-225-2568 if you need assistance.]
- Forgetting to select CIP codes for new programs of study that are offered by the institution, but do not have completions for the reporting period.
- Forgetting to enter in zero in at least one of the cells for CIP codes that do not have completions.

Recent Changes

- The following question on **distance education** has been added to the bottom of each individual "CIP Data" screen:
"Is this program offered as a distance education program?"
- The following two screens, which collect data specifically on students were added to this component, beginning in the 2013-14 survey year:
 - **"All Completers"** - Collects the number of students who earned an award between July 1, 2015 and June 30, 2016 by gender and race/ethnicity. (The intent of this screen is to collect an **unduplicated count** of total numbers of completers.)
 - **"Completers by Level"** - Collects the number of students who earned an award between July 1, 2015 and June 30, 2016 by award level and 1) by gender; 2) by race/ethnicity; and 3) by age.
- The definition for Post-baccalaureate Certificate has changed slightly for the 2016-17 collection. The new definition is as follows: **An award that requires completion of an organized program of study beyond the bachelor's. It is designed for persons who have completed a baccalaureate degree, but does not meet the requirements of a master's degree.**

NOTE: Even though Teacher Preparation certificate programs may require a bachelor's degree for admission, they are considered sub-baccalaureate undergraduate programs, and students in these programs are undergraduate students.

General Information

CIP Codes:

The [CIP 2010 Website](#) includes a list of new CIP codes, a list of deleted CIP codes, a list of moved CIP Codes, and an online crosswalk of the 2000 CIP and 2010 CIP.

The Resources Page of the CIP 2010 website contains many valuable resources including:

- CIP 2010 Manual and copies of previous editions of the CIP Manual
- Crosswalk between the 2000 CIP codes and the 2010 CIP codes in Excel format

Keep in mind that some information provided by institutions on the Completions component appear in the [College Navigator](#), which is a major tool used by consumers searching for information about postsecondary education. It is therefore vitally important that you include accurate information about your institution.

Survey materials can be downloaded using the following link: [Survey Materials](#).

The prior year revision system can be accessed using the following link: [Prior Year Revision System](#)

Completions CIP Data

CIPCODE	Award Level	Major	Gender	Non Resident Alien	Hispanic / Latino	American Indian or Alaska Native	Asian	Black or African American	Native Hawaiian or Other Pacific Islander	White	Two or more Races	Race/ ethnicity unknown	Total	distance education program
01.0103 Agricultural Economics	5 - Bachelor's degree	1	Men	4	17	0	3	5	1	57	1	4	92	
			Women	1	6	2	3	3	0	18	0	0	33	
			Total	5	23	2	6	8	1	75	1	4	125	No
01.0103 Agricultural Economics	7 - Master's degree	1	Men	2	1	0	0	0	0	2	0	0	5	
			Women	0	1	0	1	0	0	4	0	0	6	
			Total	2	2	0	1	0	0	6	0	0	11	No
01.0103 Agricultural Economics	17 - Doctor's degree - research / scholarship	1	Men	1	0	0	0	1	0	0	0	0	2	
			Women	2	0	0	0	0	0	0	0	0	2	
			Total	3	0	0	0	1	0	0	0	0	4	No
01.0401 Agricultural and Food Products Processing	5 - Bachelor's degree	1	Men	0	0	0	0	0	0	0	0	0	0	
			Women	0	0	0	0	0	0	0	0	0	0	
			Total	0	0	0	0	0	0	0	0	0	0	No
01.0603 Ornamental Horticulture	5 - Bachelor's degree	1	Men	0	0	0	0	0	0	0	0	1	1	
			Women	0	0	0	0	0	0	1	0	0	1	
			Total	0	0	0	0	0	0	1	0	1	2	No
01.0901 Animal Sciences, General	5 - Bachelor's degree	1	Men	0	4	0	0	1	0	12	0	0	17	
			Women	0	20	2	1	3	0	72	2	3	103	
			Total	0	24	2	1	4	0	84	2	3	120	No
01.0901 Animal Sciences, General	7 - Master's degree	1	Men	1	0	0	0	0	0	1	0	0	2	
			Women	1	1	0	0	0	0	4	0	0	6	
			Total	2	1	0	0	0	0	5	0	0	8	No
01.0901 Animal Sciences, General	17 - Doctor's degree - research / scholarship	1	Men	2	0	0	0	0	0	0	0	0	2	
			Women	0	0	0	0	0	0	0	0	0	0	
			Total	2	0	0	0	0	0	0	0	0	2	No
01.0901 Animal Sciences, General	5 - Bachelor's degree	2	Men	0	0	0	0	0	0	0	0	0	0	
			Women	0	0	0	0	0	0	1	0	0	1	
			Total	0	0	0	0	0	0	1	0	0	1	No
01.1001 Food Science	5 - Bachelor's degree	1	Men	1	6	0	3	2	7	18	2	1	40	
			Women	0	19	0	11	8	8	60	2	2	110	
			Total	1	25	0	14	10	15	78	4	3	150	No
01.1001 Food Science	7 - Master's degree	1	Men	0	0	0	0	0	0	3	0	0	3	
			Women	4	1	0	0	0	0	9	0	0	14	
			Total	4	1	0	0	0	0	12	0	0	17	No
01.1001 Food Science	17 - Doctor's degree - research / scholarship	1	Men	1	0	0	0	0	0	0	0	0	1	
			Women	3	0	0	0	0	0	0	0	0	3	
			Total	4	0	0	0	0	0	0	0	0	4	No
01.1001 Food Science	5 - Bachelor's degree	2	Men	0	0	0	0	0	0	0	0	0	0	
			Women	0	1	0	0	0	1	0	0	0	2	
			Total	0	1	0	0	0	1	0	0	0	2	No
01.1101 Plant Sciences, General	5 - Bachelor's degree	1	Men	0	0	0	0	0	0	9	0	1	10	
			Women	1	1	0	1	0	0	5	0	1	9	
			Total	1	1	0	1	0	0	14	0	2	19	No

CIPCODE	Award Level	Major	Gender	Non Resident Alien	Hispanic / Latino	American Indian or Alaska Native	Asian	Black or African American	Native Hawaiian or Other Pacific Islander	White	Two or more Races	Race/ ethnicity unknown	Total	distance education program
01.1102 Agronomy and Crop Science	7 - Master's degree	1	Men	1	1	0	0	0	0	3	0	0	5	
			Women	1	0	0	0	0	0	1	0	0	2	
			Total	2	1	0	0	0	0	4	0	0	7	Yes
01.1102 Agronomy and Crop Science	17 - Doctor's degree - research / scholarship	1	Men	1	0	0	1	0	0	1	0	1	4	
			Women	2	0	0	0	0	0	0	0	0	2	
			Total	3	0	0	1	0	0	1	0	1	6	No
01.1103 Horticultural Science	5 - Bachelor's degree	1	Men	0	1	0	1	0	0	7	1	2	12	
			Women	0	0	0	0	0	0	5	0	1	6	
			Total	0	1	0	1	0	0	12	1	3	18	No
01.1103 Horticultural Science	7 - Master's degree	1	Men	3	1	0	0	0	0	2	0	0	6	
			Women	0	1	0	0	1	0	8	0	0	10	
			Total	3	2	0	0	1	0	10	0	0	16	No
01.1103 Horticultural Science	17 - Doctor's degree - research / scholarship	1	Men	6	0	0	0	0	0	3	0	0	9	
			Women	4	1	0	0	0	0	2	0	0	7	
			Total	10	1	0	0	0	0	5	0	0	16	No
01.1199 Plant Sciences, Other	18 - Doctor's degree - professional practice	1	Men	1	0	0	0	0	0	1	0	0	2	
			Women	0	0	0	0	0	0	1	0	1	2	
			Total	1	0	0	0	0	0	2	0	1	4	No
01.1201 Soil Science and Agronomy, General	5 - Bachelor's degree	1	Men	0	1	0	0	0	0	1	0	0	2	
			Women	0	0	0	0	0	0	0	0	0	0	
			Total	0	1	0	0	0	0	1	0	0	2	No
01.1201 Soil Science and Agronomy, General	7 - Master's degree	1	Men	2	0	0	0	0	0	4	0	1	7	
			Women	2	2	0	0	0	0	12	0	1	17	
			Total	4	2	0	0	0	0	16	0	2	24	Yes
01.1201 Soil Science and Agronomy, General	17 - Doctor's degree - research / scholarship	1	Men	6	0	0	0	0	0	1	0	0	7	
			Women	3	0	0	0	0	0	2	0	0	5	
			Total	9	0	0	0	0	0	3	0	0	12	No
03.0104 Environmental Science	5 - Bachelor's degree	1	Men	0	2	0	1	0	0	7	0	0	10	
			Women	0	5	0	1	1	0	8	1	0	16	
			Total	0	7	0	2	1	0	15	1	0	26	No
03.0301 Fishing and Fisheries Sciences and Management	7 - Master's degree	1	Men	0	0	1	0	0	0	4	0	1	6	
			Women	2	0	0	0	0	0	6	1	1	10	
			Total	2	0	1	0	0	0	10	1	2	16	Yes
03.0301 Fishing and Fisheries Sciences and Management	17 - Doctor's degree - research / scholarship	1	Men	1	0	0	0	0	0	0	0	0	1	
			Women	0	0	0	0	0	0	3	0	0	3	
			Total	1	0	0	0	0	0	3	0	0	4	No
03.0501 Forestry, General	5 - Bachelor's degree	1	Men	0	1	0	0	1	0	33	1	1	37	
			Women	0	3	0	0	1	0	16	0	2	22	
			Total	0	4	0	0	2	0	49	1	3	59	No
03.0501 Forestry, General	7 - Master's degree	1	Men	4	0	0	0	0	0	9	0	2	15	
			Women	0	0	0	0	0	0	8	0	4	12	
			Total	4	0	0	0	0	0	17	0	6	27	Yes
03.0501			Men	3	1	0	0	0	0	1	0	1	6	

CIPCODE	Award Level	Major	Gender	Non Resident Alien	Hispanic / Latino	American Indian or Alaska Native	Asian	Black or African American	Native Hawaiian or Other Pacific Islander	White	Two or more Races	Race/ ethnicity unknown	Total	distance education program
Forestry, General	17 - Doctor's degree - research / scholarship	1	Women	0	0	0	0	0	0	1	0	0	1	
			Total	3	1	0	0	0	0	2	0	1	7	No
03.0601 Wildlife, Fish and Wildlands Science and Management	5 - Bachelor's degree	1	Men	0	0	0	0	0	0	12	0	1	13	
			Women	0	6	0	0	0	0	0	18	2	1	27
			Total	0	6	0	0	0	0	30	2	2	40	No
03.0601 Wildlife, Fish and Wildlands Science and Management	7 - Master's degree	1	Men	2	1	0	0	0	0	1	0	0	4	
			Women	1	0	0	0	0	0	0	2	1	0	4
			Total	3	1	0	0	0	0	3	1	0	8	No
03.0601 Wildlife, Fish and Wildlands Science and Management	17 - Doctor's degree - research / scholarship	1	Men	3	0	0	0	0	0	1	0	0	4	
			Women	0	1	0	0	1	0	2	0	0	4	
			Total	3	1	0	0	1	0	3	0	0	8	No
03.0601 Wildlife, Fish and Wildlands Science and Management	5 - Bachelor's degree	2	Men	0	0	0	0	0	0	0	0	0	0	
			Women	0	0	0	0	0	0	1	0	0	0	1
			Total	0	0	0	0	0	0	1	0	0	1	No
04.0201 Architecture	5 - Bachelor's degree	1	Men	2	13	0	5	5	0	22	1	0	48	
			Women	0	15	0	3	2	0	24	0	1	45	
			Total	2	28	0	8	7	0	46	1	1	93	No
04.0201 Architecture	7 - Master's degree	1	Men	13	5	0	2	0	1	11	0	1	33	
			Women	6	2	0	2	1	0	13	0	0	24	
			Total	19	7	0	4	1	1	24	0	1	57	No
04.0201 Architecture	17 - Doctor's degree - research / scholarship	1	Men	5	0	0	0	0	0	2	0	1	8	
			Women	1	0	0	1	0	0	2	0	0	4	
			Total	6	0	0	1	0	0	4	0	1	12	No
04.0301 City/Urban, Community and Regional Planning	7 - Master's degree	1	Men	7	2	0	0	0	0	10	0	1	20	
			Women	4	2	0	0	2	0	6	0	2	16	
			Total	11	4	0	0	2	0	16	0	3	36	Yes
04.0601 Landscape Architecture	5 - Bachelor's degree	1	Men	0	1	0	0	0	0	4	0	0	5	
			Women	0	0	0	0	0	0	2	0	0	2	
			Total	0	1	0	0	0	0	6	0	0	7	No
04.0601 Landscape Architecture	7 - Master's degree	1	Men	1	0	0	0	0	0	1	0	0	2	
			Women	3	1	0	1	2	0	2	0	1	10	
			Total	4	1	0	1	2	0	3	0	1	12	No
05.0103 Asian Studies/Civilization	5 - Bachelor's degree	1	Men	0	0	0	0	0	0	0	0	0	0	
			Women	0	0	0	0	0	0	0	0	0	0	0
			Total	0	0	0	0	0	0	0	0	0	0	No
05.0107 Latin American Studies	7 - Master's degree	1	Men	0	0	0	0	0	0	0	0	0	0	
			Women	0	4	0	0	0	0	5	0	1	10	
			Total	0	4	0	0	0	0	5	0	1	10	No
05.0201 African-American/Black Studies	5 - Bachelor's degree	1	Men	0	0	0	0	3	0	0	0	0	3	
			Women	0	1	0	0	11	0	0	2	0	14	
			Total	0	1	0	0	14	0	0	2	0	17	No
05.0201 African-American/Black Studies	5 - Bachelor's degree	2	Men	0	0	0	0	1	0	0	0	0	1	
			Women	0	1	0	0	1	0	1	0	0	0	3

CIPCODE	Award Level	Major	Gender	Non Resident Alien	Hispanic / Latino	American Indian or Alaska Native	Asian	Black or African American	Native Hawaiian or Other Pacific Islander	White	Two or more Races	Race/ ethnicity unknown	Total	distance education program	
05.0207 Women's Studies	5 - Bachelor's degree	1	Total	0	1	0	0	2	0	1	0	0	4	No	
			Men	0	1	0	0	0	0	0	0	0	0	1	
			Women	0	6	0	1	5	0	9	0	1	22		
05.0207 Women's Studies	7 - Master's degree	1	Total	0	7	0	1	5	0	9	0	1	23	No	
			Men	1	1	0	0	0	0	1	0	0	3		
			Women	0	0	0	0	0	0	1	0	0	1		
05.0207 Women's Studies	5 - Bachelor's degree	2	Total	1	1	0	0	0	0	2	0	0	4	No	
			Men	0	1	0	0	0	0	0	0	0	1		
			Women	0	1	0	0	0	0	0	0	0	1		
09.0102 Mass Communication/Media Studies	7 - Master's degree	1	Total	0	2	0	0	0	0	0	0	0	2	No	
			Men	3	4	0	1	1	0	25	0	0	34		
			Women	12	16	1	2	10	1	49	0	1	92		
09.0102 Mass Communication/Media Studies	17 - Doctor's degree - research / scholarship	1	Total	15	20	1	3	11	1	74	0	1	126	Yes	
			Men	1	0	0	0	0	0	2	0	1	4		
			Women	10	2	0	0	0	0	2	0	0	14		
09.0401 Journalism	5 - Bachelor's degree	1	Total	11	2	0	0	0	0	4	0	1	18	No	
			Men	2	5	0	2	2	1	17	0	0	29		
			Women	0	23	0	3	2	1	49	5	2	85		
09.0701 Radio and Television	5 - Bachelor's degree	1	Total	2	28	0	5	4	2	66	5	2	114	No	
			Men	1	18	0	2	11	0	42	3	1	78		
			Women	2	28	1	0	12	0	94	3	2	142		
09.0902 Public Relations/Image Management	5 - Bachelor's degree	1	Total	3	46	1	2	23	0	136	6	3	220	Yes	
			Men	0	7	0	2	1	0	10	0	0	20		
			Women	1	38	0	1	10	0	82	2	1	135		
09.0903 Advertising	5 - Bachelor's degree	1	Total	1	45	0	3	11	0	92	2	1	155	No	
			Men	0	7	0	2	2	0	25	1	2	39		
			Women	2	12	1	3	3	0	79	5	2	107		
09.0903 Advertising	7 - Master's degree	1	Total	2	19	1	5	5	0	104	6	4	146	No	
			Men	2	0	0	0	0	0	0	0	0	2		
			Women	4	0	0	0	1	0	1	0	0	6		
11.0101 Computer and Information Sciences, General	5 - Bachelor's degree	1	Total	6	0	0	0	1	0	1	0	0	8	No	
			Men	0	15	0	12	1	1	46	2	2	79		
			Women	0	5	0	7	0	0	10	0	0	22		
11.0101 Computer and Information Sciences, General	7 - Master's degree	1	Total	0	20	0	19	1	1	56	2	2	101	Yes	
			Men	82	1	0	3	0	0	4	0	1	91		
			Women	27	0	0	1	0	0	1	0	0	29		
11.0101 Computer and Information Sciences, General	17 - Doctor's degree - research / scholarship	1	Total	109	1	0	4	0	0	5	0	1	120	No	
			Men	5	0	0	0	0	0	1	0	0	6		
			Women	1	0	0	0	0	0	0	0	0	1		
11.0101 Computer and Information Sciences, General	5 - Bachelor's degree	2	Total	6	0	0	0	0	0	1	0	0	7	No	
			Men	0	1	0	0	0	0	0	0	0	1		
			Women	0	0	0	0	0	0	0	0	0	0		
11.0501		1	Total	0	1	0	0	0	0	0	0	0	1	Yes	
			Men	70	6	0	5	2	0	16	1	0	100		

CIPCODE	Award Level	Major	Gender	Non Resident Alien	Hispanic / Latino	American Indian or Alaska Native	Asian	Black or African American	Native Hawaiian or Other Pacific Islander	White	Two or more Races	Race/ ethnicity unknown	Total	distance education program	
Computer Systems Analysis/Analyst	7 - Master's degree		Women	53	2	0	4	1	0	0	0	1	61		
			Total	123	8	0	9	3	0	16	1	1	161	No	
13.0301 Curriculum and Instruction	7 - Master's degree	1	Men	6	0	0	0	0	0	9	0	0	15		
			Women	17	0	1	0	4	0	25	0	2	49		
			Total	23	0	1	0	4	0	34	0	2	64	Yes	
13.0301 Curriculum and Instruction	8 - Post-Master's certificates	1	Men	0	0	0	0	0	0	0	0	0	0	0	
			Women	1	2	0	0	1	0	3	0	0	0	7	
			Total	1	2	0	0	1	0	3	0	0	0	7	Yes
13.0301 Curriculum and Instruction	17 - Doctor's degree - research / scholarship	1	Men	0	0	0	0	0	0	0	0	0	0	0	
			Women	0	0	0	0	0	0	0	0	0	0	0	
			Total	0	0	0	0	0	0	0	0	0	0	0	Yes
13.0301 Curriculum and Instruction	18 - Doctor's degree - professional practice	1	Men	0	0	0	0	0	0	0	0	0	0	0	
			Women	0	0	0	0	0	0	0	0	0	0	0	
			Total	0	0	0	0	0	0	0	0	0	0	0	Yes
13.0301 Curriculum and Instruction	19 - Doctor's degree - Other	1	Men	1	0	0	1	1	0	3	1	2	9		
			Women	5	2	1	1	2	0	26	0	3	40		
			Total	6	2	1	2	3	0	29	1	5	49	Yes	
13.0401 Educational Leadership and Administration, General	7 - Master's degree	1	Men	1	0	1	0	1	0	3	0	0	6		
			Women	0	1	0	0	0	0	5	0	0	6		
			Total	1	1	1	0	1	0	8	0	0	12	Yes	
13.0401 Educational Leadership and Administration, General	8 - Post-Master's certificates	1	Men	0	0	0	0	0	0	1	0	0	1		
			Women	0	0	0	0	0	0	0	0	0	0		
			Total	0	0	0	0	0	0	1	0	0	1	No	
13.0401 Educational Leadership and Administration, General	17 - Doctor's degree - research / scholarship	1	Men	0	0	0	0	1	0	1	0	0	2		
			Women	0	0	0	0	1	0	4	1	0	6		
			Total	0	0	0	0	2	0	5	1	0	8	Yes	
13.0406 Higher Education/Higher Education Administration	17 - Doctor's degree - research / scholarship	1	Men	1	0	0	0	0	0	0	0	0	1		
			Women	0	0	1	0	0	0	1	0	0	2		
			Total	1	0	1	0	0	0	1	0	0	3	Yes	
13.0603 Educational Statistics and Research Methods	7 - Master's degree	1	Men	0	0	0	0	1	0	2	0	0	3		
			Women	0	0	0	0	0	0	1	0	0	1		
			Total	0	0	0	0	1	0	3	0	0	4	No	
13.0603 Educational Statistics and Research Methods	17 - Doctor's degree - research / scholarship	1	Men	1	0	0	0	0	0	0	0	0	1		
			Women	1	0	0	0	0	0	0	0	0	1		
			Total	2	0	0	0	0	0	0	0	0	2	No	
13.1001 Special Education and Teaching, General	5 - Bachelor's degree	1	Men	0	0	0	0	0	0	0	0	0	0		
			Women	0	4	0	1	0	0	13	1	0	19		
			Total	0	4	0	1	0	0	13	1	0	19	No	
13.1001 Special Education and Teaching, General	7 - Master's degree	1	Men	0	0	0	0	0	0	2	0	0	2		
			Women	0	7	0	1	1	0	41	2	0	52		
			Total	0	7	0	1	1	0	43	2	0	54	Yes	
13.1001		1	Men	0	0	0	0	0	0	0	0	0	0		
			Women	1	1	0	0	1	0	0	0	0	1	4	

CIPCODE	Award Level	Major	Gender	Non Resident Alien	Hispanic / Latino	American Indian or Alaska Native	Asian	Black or African American	Native Hawaiian or Other Pacific Islander	White	Two or more Races	Race/ ethnicity unknown	Total	distance education program
Special Education and Teaching, General	8 - Post-Master's certificates		Total	1	1	0	0	1	0	0	0	1	4	Yes
13.1001 Special Education and Teaching, General	17 - Doctor's degree - research / scholarship	1	Men	0	0	0	0	0	0	0	0	0	0	
			Women	0	1	0	0	3	0	4	0	0	8	
			Total	0	1	0	0	3	0	4	0	0	8	No
13.1101 Counselor Education/School Counseling and Guidance Services	7 - Master's degree	1	Men	0	0	0	0	0	0	0	0	0	0	
			Women	1	0	0	0	0	0	4	0	0	5	
			Total	1	0	0	0	0	0	4	0	0	5	No
13.1101 Counselor Education/School Counseling and Guidance Services	8 - Post-Master's certificates	1	Men	0	0	0	0	0	0	0	0	0	0	
			Women	1	0	0	0	0	0	4	0	0	5	
			Total	1	0	0	0	0	0	4	0	0	5	No
13.1101 Counselor Education/School Counseling and Guidance Services	17 - Doctor's degree - research / scholarship	1	Men	0	0	0	0	0	0	0	0	0	0	
			Women	4	0	0	0	0	0	4	0	0	8	
			Total	4	0	0	0	0	0	4	0	0	8	No
13.1102 College Student Counseling and Personnel Services	7 - Master's degree	1	Men	0	1	0	0	0	0	5	0	0	6	
			Women	0	1	0	0	2	0	7	2	0	12	
			Total	0	2	0	0	2	0	12	2	0	18	No
13.1202 Elementary Education and Teaching	5 - Bachelor's degree	1	Men	0	0	0	1	1	0	7	0	0	9	
			Women	0	18	0	3	2	0	75	3	1	102	
			Total	0	18	0	4	3	0	82	3	1	111	No
13.1202 Elementary Education and Teaching	7 - Master's degree	1	Men	0	0	0	0	0	0	1	0	0	1	
			Women	0	7	1	2	6	0	48	0	1	65	
			Total	0	7	1	2	6	0	49	0	1	66	No
13.1210 Early Childhood Education and Teaching	7 - Master's degree	1	Men	0	0	0	0	0	0	0	0	0	0	
			Women	2	4	0	1	1	0	14	0	0	22	
			Total	2	4	0	1	1	0	14	0	0	22	No
13.1301 Agricultural Teacher Education	5 - Bachelor's degree	1	Men	0	1	0	1	0	0	11	0	0	13	
			Women	0	3	0	0	1	0	35	0	1	40	
			Total	0	4	0	1	1	0	46	0	1	53	No
13.1301 Agricultural Teacher Education	7 - Master's degree	1	Men	1	1	0	0	2	0	0	0	0	4	
			Women	0	2	0	1	0	0	7	0	0	10	
			Total	1	3	0	1	2	0	7	0	0	14	Yes
13.1301 Agricultural Teacher Education	17 - Doctor's degree - research / scholarship	1	Men	0	1	0	0	2	0	7	0	0	10	
			Women	1	1	0	0	1	0	2	0	0	5	
			Total	1	2	0	0	3	0	9	0	0	15	No
13.1302 Art Teacher Education	5 - Bachelor's degree	1	Men	0	0	0	0	0	0	1	0	0	1	
			Women	0	0	0	0	0	0	2	0	0	2	
			Total	0	0	0	0	0	0	3	0	0	3	No
13.1302 Art Teacher Education	7 - Master's degree	1	Men	0	0	0	0	1	0	2	0	0	3	
			Women	0	7	0	0	3	0	32	0	1	43	
			Total	0	7	0	0	4	0	34	0	1	46	Yes
13.1305		1	Men	0	0	0	0	0	0	1	0	0	1	

CIPCODE	Award Level	Major	Gender	Non Resident Alien	Hispanic / Latino	American Indian or Alaska Native	Asian	Black or African American	Native Hawaiian or Other Pacific Islander	White	Two or more Races	Race/ ethnicity unknown	Total	distance education program
English/Language Arts Teacher Education	7 - Master's degree		Women	0	0	0	1	0	1	7	1	0	10	
			Total	0	0	0	1	0	1	8	1	0	11	No
13.1311 Mathematics Teacher Education	7 - Master's degree	1	Men	0	0	0	0	0	0	0	0	1	1	
			Women	1	0	0	0	0	0	3	0	0	4	
			Total	1	0	0	0	0	0	3	0	1	5	No
13.1312 Music Teacher Education	5 - Bachelor's degree	1	Men	0	1	0	0	1	0	4	0	0	6	
			Women	0	2	0	0	0	0	3	0	0	5	
			Total	0	3	0	0	1	0	7	0	0	11	No
13.1312 Music Teacher Education	7 - Master's degree	1	Men	0	1	0	0	1	0	17	0	0	19	
			Women	0	0	0	0	0	0	11	0	0	11	
			Total	0	1	0	0	1	0	28	0	0	30	Yes
13.1312 Music Teacher Education	17 - Doctor's degree - research / scholarship	1	Men	1	0	0	0	0	0	2	0	0	3	
			Women	0	0	0	1	0	0	1	0	0	2	
			Total	1	0	0	1	0	0	3	0	0	5	No
13.1315 Reading Teacher Education	7 - Master's degree	1	Men	0	0	0	0	0	0	0	0	0	0	
			Women	0	1	0	0	0	0	10	0	0	11	
			Total	0	1	0	0	0	0	10	0	0	11	Yes
13.1316 Science Teacher Education/General Science Teacher Education	7 - Master's degree	1	Men	0	0	0	0	0	0	0	0	1	1	
			Women	0	1	0	0	0	0	5	0	0	6	
			Total	0	1	0	0	0	0	5	0	1	7	No
13.1318 Social Studies Teacher Education	7 - Master's degree	1	Men	0	0	0	0	0	0	0	0	0	0	
			Women	0	1	0	0	0	0	4	0	0	5	
			Total	0	1	0	0	0	0	4	0	0	5	No
14.0201 Aerospace, Aeronautical and Astronautical/Space Engineering	5 - Bachelor's degree	1	Men	2	13	0	2	1	0	53	0	0	71	
			Women	0	3	0	0	0	0	7	0	0	10	
			Total	2	16	0	2	1	0	60	0	0	81	No
14.0201 Aerospace, Aeronautical and Astronautical/Space Engineering	7 - Master's degree	1	Men	5	3	0	2	1	0	9	1	0	21	
			Women	1	0	0	0	0	0	0	0	0	1	
			Total	6	3	0	2	1	0	9	1	0	22	Yes
14.0201 Aerospace, Aeronautical and Astronautical/Space Engineering	17 - Doctor's degree - research / scholarship	1	Men	2	0	0	0	0	0	3	0	0	5	
			Women	1	1	0	1	0	0	2	0	0	5	
			Total	3	1	0	1	0	0	5	0	0	10	No
14.0301 Agricultural Engineering	5 - Bachelor's degree	1	Men	0	0	0	1	2	0	9	0	0	12	
			Women	0	1	0	0	1	0	3	0	0	5	
			Total	0	1	0	1	3	0	12	0	0	17	No
14.0301 Agricultural Engineering	7 - Master's degree	1	Men	2	1	0	0	0	0	2	0	0	5	
			Women	2	1	0	0	1	0	2	1	0	7	
			Total	4	2	0	0	1	0	4	1	0	12	No
14.0301 Agricultural Engineering	17 - Doctor's degree - research / scholarship	1	Men	2	0	0	1	0	0	1	0	0	4	
			Women	2	0	0	0	0	0	0	0	1	3	
			Total	4	0	0	1	0	0	1	0	1	7	No
14.0501	5 - Bachelor's degree	1	Men	0	4	0	3	0	0	13	1	2	23	
			Women	0	3	0	1	0	0	6	0	0	10	

CIPCODE	Award Level	Major	Gender	Non Resident Alien	Hispanic / Latino	American Indian or Alaska Native	Asian	Black or African American	Native Hawaiian or Other Pacific Islander	White	Two or more Races	Race/ ethnicity unknown	Total	distance education program
Bioengineering and Biomedical Engineering			Total	0	7	0	4	0	0	19	1	2	33	No
14.0501 Bioengineering and Biomedical Engineering	7 - Master's degree	1	Men	3	4	0	1	0	0	10	0	0	18	
			Women	0	0	0	1	2	0	9	1	0	13	
			Total	3	4	0	2	2	0	19	1	0	31	No
14.0501 Bioengineering and Biomedical Engineering	17 - Doctor's degree - research / scholarship	1	Men	4	1	0	0	0	0	1	0	0	6	
			Women	3	1	0	1	0	0	6	0	0	11	
			Total	7	2	0	1	0	0	7	0	0	17	No
14.0701 Chemical Engineering	5 - Bachelor's degree	1	Men	0	16	0	14	1	0	54	3	4	92	
			Women	2	11	0	8	3	0	24	1	2	51	
			Total	2	27	0	22	4	0	78	4	6	143	No
14.0701 Chemical Engineering	7 - Master's degree	1	Men	40	2	0	2	0	0	5	0	0	49	
			Women	15	0	0	1	0	0	0	0	0	16	
			Total	55	2	0	3	0	0	5	0	0	65	No
14.0701 Chemical Engineering	17 - Doctor's degree - research / scholarship	1	Men	10	1	0	0	1	0	3	0	1	16	
			Women	1	1	0	0	0	0	0	0	0	2	
			Total	11	2	0	0	1	0	3	0	1	18	No
14.0801 Civil Engineering, General	5 - Bachelor's degree	1	Men	5	13	0	2	2	0	50	0	2	74	
			Women	1	6	0	2	1	0	8	1	1	20	
			Total	6	19	0	4	3	0	58	1	3	94	No
14.0801 Civil Engineering, General	7 - Master's degree	1	Men	17	6	1	2	2	0	24	0	0	52	
			Women	4	1	0	2	0	0	1	1	2	11	
			Total	21	7	1	4	2	0	25	1	2	63	Yes
14.0801 Civil Engineering, General	17 - Doctor's degree - research / scholarship	1	Men	9	2	0	0	0	0	1	0	0	12	
			Women	1	0	0	0	0	0	0	0	0	1	
			Total	10	2	0	0	0	0	1	0	0	13	No
14.0901 Computer Engineering, General	5 - Bachelor's degree	1	Men	1	19	0	15	1	1	43	5	1	86	
			Women	0	1	0	2	0	0	0	1	0	4	
			Total	1	20	0	17	1	1	43	6	1	90	No
14.0901 Computer Engineering, General	7 - Master's degree	1	Men	26	2	0	0	0	0	3	0	3	34	
			Women	12	0	0	1	0	0	0	0	0	13	
			Total	38	2	0	1	0	0	3	0	3	47	Yes
14.0901 Computer Engineering, General	17 - Doctor's degree - research / scholarship	1	Men	7	0	0	0	1	0	1	0	0	9	
			Women	3	0	0	0	0	0	0	0	0	3	
			Total	10	0	0	0	1	0	1	0	0	12	No
14.0901 Computer Engineering, General	5 - Bachelor's degree	2	Men	0	0	0	0	0	0	0	0	0	0	
			Women	0	0	0	0	0	0	0	0	0	0	
			Total	0	0	0	0	0	0	0	0	0	0	No
14.1001 Electrical and Electronics Engineerin	5 - Bachelor's degree	1	Men	0	10	0	10	5	0	63	1	1	90	
			Women	0	1	0	2	0	0	5	0	1	9	
			Total	0	11	0	12	5	0	68	1	2	99	No
14.1001	7 - Master's degree	1	Men	94	3	0	2	1	0	15	0	4	119	
			Women	53	1	0	2	0	0	1	0	0	57	

CIPCODE	Award Level	Major	Gender	Non Resident Alien	Hispanic / Latino	American Indian or Alaska Native	Asian	Black or African American	Native Hawaiian or Other Pacific Islander	White	Two or more Races	Race/ ethnicity unknown	Total	distance education program	
14.2401 Ocean Engineering	17 - Doctor's degree - research / scholarship	1	Total	7	0	0	0	0	0	2	0	0	9	No	
			Men	0	0	0	0	0	0	0	0	0	0		
			Women	1	0	0	0	0	0	0	1	0	0	2	
			Total	1	0	0	0	0	0	0	1	0	0	2	No
14.2701 Systems Engineering	5 - Bachelor's degree	1	Men	4	19	0	6	5	0	59	4	1	98		
			Women	0	17	0	3	0	0	32	1	0	53		
			Total	4	36	0	9	5	0	91	5	1	151	No	
14.2701 Systems Engineering	7 - Master's degree	1	Men	15	5	0	3	0	0	25	0	2	50		
			Women	7	1	0	1	1	0	5	0	1	16		
			Total	22	6	0	4	1	0	30	0	3	66	Yes	
14.2701 Systems Engineering	8 - Post-Master's certificates	1	Men	0	0	0	0	0	0	0	0	0	0		
			Women	0	0	0	0	0	0	0	0	0	0	0	
			Total	0	0	0	0	0	0	0	0	0	0	0	No
14.2701 Systems Engineering	17 - Doctor's degree - research / scholarship	1	Men	4	0	0	0	0	0	0	0	0	4		
			Women	3	0	0	0	0	0	0	0	0	0	3	
			Total	7	0	0	0	0	0	0	0	0	0	7	No
14.4501 Biological/Biosystems Engineering	5 - Bachelor's degree	1	Men	0	2	0	1	1	0	8	1	0	13		
			Women	0	2	0	0	0	0	10	2	0	14		
			Total	0	4	0	1	1	0	18	3	0	27	No	
15.1001 Construction Engineering Technology/Technician	5 - Bachelor's degree	1	Men	0	9	1	0	0	0	39	1	0	50		
			Women	0	0	0	0	0	0	6	0	0	6		
			Total	0	9	1	0	0	0	45	1	0	56	No	
15.1001 Construction Engineering Technology/Technician	7 - Master's degree	1	Men	10	2	0	0	0	0	4	0	0	16		
			Women	3	2	0	0	0	0	3	0	0	8		
			Total	13	4	0	0	0	0	7	0	0	24	No	
15.1102 Surveying Technology/Surveying	5 - Bachelor's degree	1	Men	0	0	0	0	0	0	6	0	0	6		
			Women	0	1	0	0	0	0	1	0	0	2		
			Total	0	1	0	0	0	0	7	0	0	8	No	
15.9999 Engineering Technologies and Engineering-Related Fields, Other	7 - Master's degree	1	Men	1	0	0	0	0	0	2	0	0	3		
			Women	0	0	0	0	0	0	0	0	1	1		
			Total	1	0	0	0	0	0	2	0	1	4	Yes	
16.0102 Linguistics	5 - Bachelor's degree	1	Men	0	3	0	1	2	0	8	2	1	17		
			Women	1	5	0	2	8	0	23	4	3	46		
			Total	1	8	0	3	10	0	31	6	4	63	No	
16.0102 Linguistics	7 - Master's degree	1	Men	1	0	0	0	0	0	0	1	0	2		
			Women	1	0	0	0	0	0	0	0	0	1		
			Total	2	0	0	0	0	0	0	1	0	3	No	
16.0102 Linguistics	17 - Doctor's degree - research / scholarship	1	Men	1	0	0	0	0	0	0	0	0	1		
			Women	0	0	0	0	0	0	0	0	2	2		
			Total	1	0	0	0	0	0	0	0	2	3	No	
16.0102 Linguistics	5 - Bachelor's degree	2	Men	0	0	0	0	0	0	2	0	0	2		
			Women	0	0	0	1	0	0	2	2	1	6		
			Total	0	0	0	1	0	0	4	2	1	8	No	

CIPCODE	Award Level	Major	Gender	Non Resident Alien	Hispanic / Latino	American Indian or Alaska Native	Asian	Black or African American	Native Hawaiian or Other Pacific Islander	White	Two or more Races	Race/ ethnicity unknown	Total	distance education program	
16.0399 East Asian Languages, Literatures, and Linguistics, Other	5 - Bachelor's degree	1	Men	0	0	0	0	0	0	6	0	0	6		
			Women	0	0	0	4	1	0	10	1	2	18		
			Total	0	0	0	4	1	0	16	1	2	24	No	
16.0399 East Asian Languages, Literatures, and Linguistics, Other	5 - Bachelor's degree	2	Men	0	0	0	0	0	0	0	0	0	0		
			Women	0	0	0	0	0	0	1	0	0	1		
			Total	0	0	0	0	0	0	1	0	0	1	No	
16.0402 Russian Language and Literature	5 - Bachelor's degree	1	Men	0	0	0	0	0	0	2	0	0	2		
			Women	0	0	0	0	0	0	2	0	0	2		
			Total	0	0	0	0	0	0	4	0	0	4	No	
16.0402 Russian Language and Literature	5 - Bachelor's degree	2	Men	0	0	0	0	0	0	0	0	0	0		
			Women	0	0	0	0	0	0	0	0	0	0		
			Total	0	0	0	0	0	0	0	0	0	0	0	No
16.0501 German Language and Literature	5 - Bachelor's degree	1	Men	0	0	0	0	0	0	1	0	0	1		
			Women	0	0	0	0	0	0	0	0	0	0	0	
			Total	0	0	0	0	0	0	1	0	0	1	No	
16.0501 German Language and Literature	7 - Master's degree	1	Men	0	0	0	0	0	0	0	0	0	0		
			Women	1	0	0	0	0	0	1	0	0	2		
			Total	1	0	0	0	0	0	1	0	0	2	No	
16.0501 German Language and Literature	17 - Doctor's degree - research / scholarship	1	Men	0	0	0	0	0	0	0	0	0	0		
			Women	0	0	0	0	0	0	0	0	0	0	0	
			Total	0	0	0	0	0	0	0	0	0	0	0	No
16.0501 German Language and Literature	5 - Bachelor's degree	2	Men	0	0	0	0	0	0	1	0	0	1		
			Women	0	0	0	0	0	0	0	0	0	0	0	
			Total	0	0	0	0	0	0	1	0	0	1	No	
16.0901 French Language and Literature	5 - Bachelor's degree	1	Men	0	0	0	0	0	0	1	0	0	1		
			Women	0	1	0	2	1	0	5	0	2	11		
			Total	0	1	0	2	1	0	6	0	2	12	No	
16.0901 French Language and Literature	7 - Master's degree	1	Men	0	0	0	0	0	0	0	0	0	0		
			Women	0	0	0	0	0	0	4	0	0	4		
			Total	0	0	0	0	0	0	4	0	0	4	No	
16.0901 French Language and Literature	5 - Bachelor's degree	2	Men	0	0	0	0	0	0	0	0	0	0		
			Women	0	1	0	0	0	0	0	0	0	1		
			Total	0	1	0	0	0	0	0	0	0	1	No	
16.0904 Portuguese Language and Literature	5 - Bachelor's degree	1	Men	0	0	0	0	0	0	0	0	0	0		
			Women	0	0	0	0	0	0	0	0	0	0	0	
			Total	0	0	0	0	0	0	0	0	0	0	0	No
16.0904 Portuguese Language and Literature	5 - Bachelor's degree	2	Men	0	0	0	0	0	0	1	0	0	1		
			Women	0	0	0	0	0	0	0	0	0	0	0	
			Total	0	0	0	0	0	0	1	0	0	1	No	
16.0905 Spanish Language and Literature	5 - Bachelor's degree	1	Men	0	1	0	0	0	0	9	1	0	11		
			Women	0	4	0	0	5	0	11	3	4	27		
			Total	0	5	0	0	5	0	20	4	4	38	No	
16.0905 Spanish Language and Literature	7 - Master's degree	1	Men	0	0	0	0	0	0	1	0	0	1		
			Women	1	0	0	0	0	0	1	0	0	2		

CIPCODE	Award Level	Major	Gender	Non Resident Alien	Hispanic / Latino	American Indian or Alaska Native	Asian	Black or African American	Native Hawaiian or Other Pacific Islander	White	Two or more Races	Race/ ethnicity unknown	Total	distance education program	
16.0905 Spanish Language and Literature	5 - Bachelor's degree	2	Total	1	0	0	0	0	0	2	0	0	3	No	
			Men	0	0	0	0	0	0	1	0	0	1		
			Women	0	2	0	0	0	0	0	4	0	1	7	
			Total	0	2	0	0	0	0	0	5	0	1	8	No
16.0999 Romance Languages, Literatures, and Linguistics, Other	17 - Doctor's degree - research / scholarship	1	Men	0	0	0	0	0	0	0	0	0	0		
			Women	0	0	0	0	0	0	0	0	0	0	0	
			Total	0	0	0	0	0	0	0	0	0	0	0	No
16.1200 Classics and Classical Languages, Literatures, and Linguistics, General	5 - Bachelor's degree	1	Men	0	1	0	1	0	0	8	0	0	10		
			Women	0	0	0	0	1	0	9	0	2	12		
			Total	0	1	0	1	1	0	17	0	2	22	No	
16.1200 Classics and Classical Languages, Literatures, and Linguistics, General	7 - Master's degree	1	Men	0	0	0	0	0	0	0	0	0	0		
			Women	0	0	0	0	0	0	0	0	0	0	0	
			Total	0	0	0	0	0	0	0	0	0	0	0	No
16.1200 Classics and Classical Languages, Literatures, and Linguistics, General	17 - Doctor's degree - research / scholarship	1	Men	0	0	0	0	0	0	0	0	0	0		
			Women	1	0	0	0	0	0	0	0	0	0	1	
			Total	1	0	0	0	0	0	0	0	0	0	1	Yes
16.1200 Classics and Classical Languages, Literatures, and Linguistics, General	5 - Bachelor's degree	2	Men	0	1	0	0	0	0	2	0	0	3		
			Women	0	0	0	0	0	0	0	2	0	0	2	
			Total	0	1	0	0	0	0	0	4	0	0	5	No
16.1203 Latin Language and Literature	7 - Master's degree	1	Men	0	1	0	0	0	0	1	0	0	2		
			Women	0	0	0	0	0	0	0	0	0	0	0	
			Total	0	1	0	0	0	0	0	1	0	0	2	Yes
19.0707 Family and Community Services	5 - Bachelor's degree	1	Men	0	6	1	1	5	0	12	1	0	26		
			Women	0	30	0	2	24	0	65	4	3	128		
			Total	0	36	1	3	29	0	77	5	3	154	No	
19.0707 Family and Community Services	7 - Master's degree	1	Men	1	1	0	0	0	0	1	0	1	4		
			Women	1	2	0	1	1	0	9	0	0	14		
			Total	2	3	0	1	1	0	10	0	1	18	Yes	
22.0101 Law	18 - Doctor's degree - professional practice	1	Men	0	25	0	3	21	0	115	3	13	180		
			Women	3	19	0	5	15	0	94	1	6	143		
			Total	3	44	0	8	36	0	209	4	19	323	No	
22.0206 Comparative Law	7 - Master's degree	1	Men	5	0	0	0	0	0	0	0	0	5		
			Women	2	0	0	0	0	0	0	0	0	0	2	
			Total	7	0	0	0	0	0	0	0	0	0	7	No
22.0207 Energy, Environment, and Natural Resources Law	7 - Master's degree	1	Men	0	0	0	0	0	0	0	0	0	0		
			Women	0	0	0	0	0	0	2	0	0	2		
			Total	0	0	0	0	0	0	2	0	0	2	No	
22.0210 International Business, Trade, and Tax Law	7 - Master's degree	1	Men	15	0	0	0	0	0	1	0	1	17		
			Women	5	0	0	0	0	0	0	0	0	5		
			Total	20	0	0	0	0	0	1	0	1	22	No	
22.0211 Tax Law/Taxation	7 - Master's degree	1	Men	2	3	0	1	2	1	38	0	3	50		
			Women	1	1	0	0	3	0	14	0	0	19		

CIPCODE	Award Level	Major	Gender	Non Resident Alien	Hispanic / Latino	American Indian or Alaska Native	Asian	Black or African American	Native Hawaiian or Other Pacific Islander	White	Two or more Races	Race/ ethnicity unknown	Total	distance education program	
22.0211 Tax Law/Taxation	17 - Doctor's degree - research / scholarship	1	Total	3	4	0	1	5	1	52	0	3	69	No	
			Men	0	0	0	0	0	0	0	0	0	0		
			Women	0	0	0	0	0	0	0	0	0	0	0	
			Total	0	0	0	0	0	0	0	0	0	0	0	No
23.0101 English Language and Literature, General	5 - Bachelor's degree	1	Men	1	14	0	1	1	0	35	1	0	53		
			Women	1	29	0	4	9	1	86	3	3	136		
			Total	2	43	0	5	10	1	121	4	3	189	No	
23.0101 English Language and Literature, General	7 - Master's degree	1	Men	0	0	0	0	1	0	1	0	1	3		
			Women	0	2	0	0	0	0	2	0	1	5		
			Total	0	2	0	0	1	0	3	0	2	8	No	
23.0101 English Language and Literature, General	17 - Doctor's degree - research / scholarship	1	Men	0	1	0	0	0	0	6	0	0	7		
			Women	0	1	0	0	0	0	9	1	0	11		
			Total	0	2	0	0	0	0	15	1	0	18	No	
23.0101 English Language and Literature, General	5 - Bachelor's degree	2	Men	0	0	0	1	0	0	2	0	0	3		
			Women	0	1	0	0	3	0	10	0	0	14		
			Total	0	1	0	1	3	0	12	0	0	17	No	
23.1302 Creative Writing	7 - Master's degree	1	Men	0	1	0	0	1	0	3	0	0	5		
			Women	0	0	0	0	0	0	4	0	0	4		
			Total	0	1	0	0	1	0	7	0	0	9	No	
24.0101 Liberal Arts and Sciences/Liberal Studies	3 - Associate's degree	1	Men	1	26	0	11	13	0	58	6	4	119		
			Women	1	55	1	20	60	0	113	9	2	261		
			Total	2	81	1	31	73	0	171	15	6	380	No	
26.0101 Biology/Biological Sciences, General	5 - Bachelor's degree	1	Men	1	24	0	39	8	2	93	4	8	179		
			Women	0	54	1	54	19	3	119	6	8	264		
			Total	1	78	1	93	27	5	212	10	16	443	Yes	
26.0101 Biology/Biological Sciences, General	5 - Bachelor's degree	2	Men	0	1	0	1	0	0	2	0	0	4		
			Women	0	1	0	0	0	0	1	0	0	2		
			Total	0	2	0	1	0	0	3	0	0	6	Yes	
26.0210 Biochemistry and Molecular Biology	7 - Master's degree	1	Men	0	0	0	0	0	0	0	0	0	0		
			Women	0	0	0	0	0	0	0	0	0	0	0	
			Total	0	0	0	0	0	0	0	0	0	0	0	No
26.0301 Botany/Plant Biology	5 - Bachelor's degree	1	Men	0	0	0	1	1	0	0	0	0	2		
			Women	0	0	0	0	0	0	2	0	0	2		
			Total	0	0	0	1	1	0	2	0	0	4	No	
26.0301 Botany/Plant Biology	7 - Master's degree	1	Men	0	0	0	0	0	0	1	0	0	1		
			Women	0	0	0	0	0	0	0	0	0	0	0	
			Total	0	0	0	0	0	0	1	0	0	1	No	
26.0301 Botany/Plant Biology	17 - Doctor's degree - research / scholarship	1	Men	3	0	0	0	0	0	1	0	0	4		
			Women	0	0	0	0	0	0	0	0	0	0	0	
			Total	3	0	0	0	0	0	1	0	0	4	No	
26.0301 Botany/Plant Biology	5 - Bachelor's degree	2	Men	0	0	0	0	0	0	0	0	0	0		
			Women	0	0	0	0	0	0	0	0	0	0	0	
			Total	0	0	0	0	0	0	0	0	0	0	0	No
26.0305		1	Men	0	0	0	1	0	0	1	0	0	2		

CIPCODE	Award Level	Major	Gender	Non Resident Alien	Hispanic / Latino	American Indian or Alaska Native	Asian	Black or African American	Native Hawaiian or Other Pacific Islander	White	Two or more Races	Race/ ethnicity unknown	Total	distance education program
Plant Pathology/Phytopathology	7 - Master's degree		Women	2	0	0	0	0	0	1	0	0	3	
			Total	2	0	0	1	0	0	2	0	0	5	No
26.0305	17 - Doctor's degree		Men	2	0	0	0	0	0	0	0	0	2	
Plant Pathology/Phytopathology	research / scholarship	1	Women	0	1	0	0	0	0	0	0	0	1	
			Total	2	1	0	0	0	0	0	0	0	3	No
26.0308	7 - Master's degree		Men	1	0	0	0	0	0	0	0	0	1	
Plant Molecular Biology		1	Women	0	0	0	0	0	0	0	0	0	0	
			Total	1	0	0	0	0	0	0	0	0	1	No
26.0308	17 - Doctor's degree		Men	2	0	0	0	0	0	1	0	0	3	
Plant Molecular Biology	research / scholarship	1	Women	1	0	0	0	0	0	0	0	0	1	
			Total	3	0	0	0	0	0	1	0	0	4	No
26.0406	7 - Master's degree		Men	0	0	0	0	0	0	0	0	0	0	
Cell/Cellular and Molecular Biology		1	Women	1	0	0	0	0	0	1	0	0	2	
			Total	1	0	0	0	0	0	1	0	0	2	No
26.0406	17 - Doctor's degree		Men	1	0	0	0	0	0	0	0	0	1	
Cell/Cellular and Molecular Biology	research / scholarship	1	Women	0	0	0	0	0	0	0	0	0	0	
			Total	1	0	0	0	0	0	0	0	0	1	No
26.0503	5 - Bachelor's degree		Men	0	27	0	6	4	1	40	0	1	79	
Medical Microbiology and Bacteriology		1	Women	0	23	0	22	2	1	33	1	7	89	
			Total	0	50	0	28	6	2	73	1	8	168	Yes
26.0503	7 - Master's degree		Men	1	1	1	0	0	0	0	0	0	3	
Medical Microbiology and Bacteriology		1	Women	1	0	0	1	0	0	0	0	0	2	
			Total	2	1	1	1	0	0	0	0	0	5	Yes
26.0503	17 - Doctor's degree		Men	3	0	0	0	0	0	3	0	1	7	
Medical Microbiology and Bacteriology	research / scholarship	1	Women	2	0	0	0	0	0	0	0	0	2	
			Total	5	0	0	0	0	0	3	0	1	9	No
26.0503	5 - Bachelor's degree		Men	0	0	0	0	1	0	1	0	0	2	
Medical Microbiology and Bacteriology		2	Women	0	0	0	0	0	0	1	0	0	1	
			Total	0	0	0	0	1	0	2	0	0	3	Yes
26.0701	5 - Bachelor's degree		Men	0	2	0	1	1	0	7	0	1	12	
Zoology/Animal Biology		1	Women	0	3	0	2	1	1	13	2	0	22	
			Total	0	5	0	3	2	1	20	2	1	34	No
26.0701	7 - Master's degree		Men	0	0	0	0	0	0	0	0	0	0	
Zoology/Animal Biology		1	Women	0	0	0	0	0	0	2	0	0	2	
			Total	0	0	0	0	0	0	2	0	0	2	No
26.0701	17 - Doctor's degree		Men	2	1	0	0	0	0	3	0	0	6	
Zoology/Animal Biology	research / scholarship	1	Women	4	1	0	0	0	0	0	0	1	6	
			Total	6	2	0	0	0	0	3	0	1	12	No
26.0701	5 - Bachelor's degree		Men	0	0	0	0	0	0	1	0	0	1	
Zoology/Animal Biology		2	Women	0	1	0	0	0	0	0	0	0	1	
			Total	0	1	0	0	0	0	1	0	0	2	No
26.0702	5 - Bachelor's degree		Men	1	1	0	1	0	0	3	0	0	6	
Entomology		1	Women	0	1	0	0	0	0	4	1	2	8	

CIPCODE	Award Level	Major	Gender	Non Resident Alien	Hispanic / Latino	American Indian or Alaska Native	Asian	Black or African American	Native Hawaiian or Other Pacific Islander	White	Two or more Races	Race/ ethnicity unknown	Total	distance education program	
26.0702 Entomology	7 - Master's degree	1	Total	1	2	0	1	0	0	7	1	2	14	No	
			Men	3	3	0	1	0	0	8	0	0	15		
			Women	0	0	0	0	0	0	0	3	0	1	4	
			Total	3	3	0	1	0	0	0	11	0	1	19	Yes
26.0702 Entomology	17 - Doctor's degree - research / scholarship	1	Men	1	1	0	0	0	0	4	0	2	8		
			Women	2	0	0	0	0	0	1	0	1	4		
			Total	3	1	0	0	0	0	0	5	0	3	12	No
26.0702 Entomology	5 - Bachelor's degree	2	Men	0	0	0	0	0	0	0	0	0	0		
			Women	0	0	0	0	0	0	0	0	0	0	0	
			Total	0	0	0	0	0	0	0	0	0	0	0	No
26.0801 Genetics, General	17 - Doctor's degree - research / scholarship	1	Men	0	0	0	0	0	0	1	0	0	1		
			Women	1	0	0	0	0	0	0	1	0	2		
			Total	1	0	0	0	0	0	1	1	0	3	No	
26.0908 Exercise Physiology	5 - Bachelor's degree	1	Men	0	12	1	7	6	1	49	0	3	79		
			Women	0	15	0	1	6	5	93	3	0	123		
			Total	0	27	1	8	12	6	142	3	3	202	Yes	
26.0908 Exercise Physiology	7 - Master's degree	1	Men	0	0	0	0	2	0	15	1	0	18		
			Women	3	5	0	1	0	0	15	0	0	24		
			Total	3	5	0	1	2	0	30	1	0	42	No	
26.0908 Exercise Physiology	17 - Doctor's degree - research / scholarship	1	Men	7	1	0	0	1	0	2	0	0	11		
			Women	2	1	0	1	0	0	4	0	1	9		
			Total	9	2	0	1	1	0	6	0	1	20	No	
26.1102 Biostatistics	7 - Master's degree	1	Men	4	0	0	0	0	0	0	0	0	4		
			Women	4	0	0	0	0	0	0	0	0	0	4	
			Total	8	0	0	0	0	0	0	0	0	0	8	Yes
26.1102 Biostatistics	17 - Doctor's degree - research / scholarship	1	Men	2	0	0	0	1	0	1	0	0	4		
			Women	2	0	0	1	0	0	0	0	0	3		
			Total	4	0	0	1	1	0	1	0	0	7	No	
26.1301 Ecology	7 - Master's degree	1	Men	0	1	0	0	0	0	4	0	0	5		
			Women	3	0	0	1	0	0	5	0	1	10		
			Total	3	1	0	1	0	0	9	0	1	15	No	
26.1301 Ecology	17 - Doctor's degree - research / scholarship	1	Men	2	0	0	0	0	0	1	0	0	3		
			Women	3	0	0	0	1	0	2	0	1	7		
			Total	5	0	0	0	1	0	3	0	1	10	No	
26.1309 Epidemiology	7 - Master's degree	1	Men	0	0	0	0	0	0	1	0	0	1		
			Women	1	0	0	0	1	0	1	0	0	3		
			Total	1	0	0	0	1	0	2	0	0	4	No	
26.1309 Epidemiology	17 - Doctor's degree - research / scholarship	1	Men	0	0	0	0	0	0	0	0	0	0		
			Women	1	1	0	2	0	0	0	0	0	4		
			Total	1	1	0	2	0	0	0	0	0	4	No	
26.9999	7 - Master's degree	1	Men	1	0	0	0	0	0	3	1	0	5		
			Women	0	1	0	0	1	0	4	0	1	7		

CIPCODE	Award Level	Major	Gender	Non Resident Alien	Hispanic / Latino	American Indian or Alaska Native	Asian	Black or African American	Native Hawaiian or Other Pacific Islander	White	Two or more Races	Race/ ethnicity unknown	Total	distance education program
Biological and Biomedical Sciences, Other			Total	1	1	0	0	1	0	7	1	1	12	Yes
26.9999	17 - Doctor's degree - research / scholarship	1	Men	2	1	0	1	1	0	10	1	1	17	
Biological and Biomedical Sciences, Other			Women	7	3	0	0	2	0	8	0	0	20	
			Total	9	4	0	1	3	0	18	1	1	37	No
27.0101	5 - Bachelor's degree	1	Men	2	7	0	4	0	0	30	2	1	46	
Mathematics, General			Women	1	5	0	1	2	0	12	1	0	22	
			Total	3	12	0	5	2	0	42	3	1	68	No
27.0101	7 - Master's degree	1	Men	4	1	0	0	0	0	4	3	1	13	
Mathematics, General			Women	0	1	0	0	0	0	3	0	0	4	
			Total	4	2	0	0	0	0	7	3	1	17	No
27.0101	17 - Doctor's degree - research / scholarship	1	Men	1	1	0	0	0	0	3	2	0	7	
Mathematics, General			Women	1	0	0	0	0	0	1	0	0	2	
			Total	2	1	0	0	0	0	4	2	0	9	No
27.0101	5 - Bachelor's degree	2	Men	0	1	0	1	0	0	3	0	0	5	
Mathematics, General			Women	0	0	0	0	0	0	0	0	0	0	
			Total	0	1	0	1	0	0	3	0	0	5	No
27.0501	5 - Bachelor's degree	1	Men	0	6	0	7	1	0	20	0	1	35	
Statistics, General			Women	0	1	0	2	0	0	10	1	0	14	
			Total	0	7	0	9	1	0	30	1	1	49	No
27.0501	7 - Master's degree	1	Men	2	0	0	0	0	0	0	0	0	2	
Statistics, General			Women	2	0	0	0	0	0	0	0	0	2	
			Total	4	0	0	0	0	0	0	0	0	4	No
27.0501	17 - Doctor's degree - research / scholarship	1	Men	3	1	0	0	0	0	0	0	0	4	
Statistics, General			Women	3	0	0	0	0	0	0	0	0	3	
			Total	6	1	0	0	0	0	0	0	0	7	No
27.0501	5 - Bachelor's degree	2	Men	0	0	0	0	0	0	0	0	0	0	
Statistics, General			Women	0	0	0	0	0	0	1	1	0	2	
			Total	0	0	0	0	0	0	1	1	0	2	No
27.0501	17 - Doctor's degree - research / scholarship	2	Men	0	0	0	0	0	0	0	0	0	0	
Statistics, General			Women	0	0	0	0	0	0	0	0	0	0	
			Total	0	0	0	0	0	0	0	0	0	0	No
30.1201	7 - Master's degree	1	Men	0	0	0	0	0	0	0	0	0	0	
Historic Preservation and Conservation			Women	0	0	0	0	0	0	1	0	0	1	
			Total	0	0	0	0	0	0	1	0	0	1	No
30.1401	7 - Master's degree	1	Men	0	0	0	0	0	0	0	0	0	0	
Museology/Museum Studies			Women	1	0	0	0	0	0	2	0	0	3	
			Total	1	0	0	0	0	0	2	0	0	3	No
30.1901	5 - Bachelor's degree	1	Men	0	0	0	0	0	0	0	0	0	0	
Nutrition Sciences			Women	0	3	0	2	0	0	0	0	0	5	
			Total	0	3	0	2	0	0	0	0	0	5	No
30.1901		1	Men	0	0	0	0	0	0	1	0	0	1	
Nutrition Sciences			Women	1	0	0	0	0	0	1	0	0	2	

CIPCODE	Award Level	Major	Gender	Non Resident Alien	Hispanic / Latino	American Indian or Alaska Native	Asian	Black or African American	Native Hawaiian or Other Pacific Islander	White	Two or more Races	Race/ ethnicity unknown	Total	distance education program
	17 - Doctor's degree - research / scholarship													
38.0101 Philosophy	5 - Bachelor's degree	2	Men	0	2	0	1	0	0	0	0	0	3	
			Women	0	0	0	0	0	0	2	0	0	2	
			Total	0	2	0	1	0	0	2	0	0	5	No
38.0201 Religion/Religious Studies	5 - Bachelor's degree	1	Men	0	2	0	0	0	0	3	0	0	5	
			Women	0	4	0	1	1	1	9	1	1	18	
			Total	0	6	0	1	1	1	12	1	1	23	No
38.0201 Religion/Religious Studies	7 - Master's degree	1	Men	1	0	0	0	0	0	1	0	0	2	
			Women	0	1	0	0	0	0	1	0	0	2	
			Total	1	1	0	0	0	0	2	0	0	4	No
38.0201 Religion/Religious Studies	17 - Doctor's degree - research / scholarship	1	Men	0	0	0	0	0	0	1	0	0	1	
			Women	0	0	0	0	0	0	2	0	0	2	
			Total	0	0	0	0	0	0	3	0	0	3	No
38.0201 Religion/Religious Studies	5 - Bachelor's degree	2	Men	0	0	0	0	0	0	1	0	0	1	
			Women	0	0	0	0	0	0	0	0	0	0	
			Total	0	0	0	0	0	0	1	0	0	1	No
38.0206 Jewish/Judaic Studies	5 - Bachelor's degree	1	Men	0	0	0	0	0	0	1	0	0	1	
			Women	0	0	0	0	0	0	1	0	1	2	
			Total	0	0	0	0	0	0	2	0	1	3	No
38.0206 Jewish/Judaic Studies	5 - Bachelor's degree	2	Men	0	0	0	0	0	0	0	0	0	0	
			Women	0	0	0	0	0	0	2	0	0	2	
			Total	0	0	0	0	0	0	2	0	0	2	No
40.0201 Astronomy	5 - Bachelor's degree	1	Men	0	0	0	0	0	0	2	1	0	3	
			Women	0	0	0	0	0	0	1	0	0	1	
			Total	0	0	0	0	0	0	3	1	0	4	No
40.0201 Astronomy	7 - Master's degree	1	Men	1	0	0	0	0	0	1	0	0	2	
			Women	0	0	0	0	0	0	1	0	0	1	
			Total	1	0	0	0	0	0	2	0	0	3	No
40.0201 Astronomy	17 - Doctor's degree - research / scholarship	1	Men	1	0	0	0	0	0	1	0	0	2	
			Women	0	0	0	0	0	0	0	0	0	0	
			Total	1	0	0	0	0	0	1	0	0	2	No
40.0201 Astronomy	5 - Bachelor's degree	2	Men	0	0	0	1	0	0	2	0	0	3	
			Women	0	0	0	0	0	0	1	0	0	1	
			Total	0	0	0	1	0	0	3	0	0	4	No
40.0501 Chemistry, General	5 - Bachelor's degree	1	Men	1	15	2	10	2	0	27	0	2	59	
			Women	1	13	0	11	2	2	18	1	2	50	
			Total	2	28	2	21	4	2	45	1	4	109	No
40.0501 Chemistry, General	7 - Master's degree	1	Men	4	0	0	0	0	0	5	0	0	9	
			Women	0	0	0	0	0	0	2	0	0	2	
			Total	4	0	0	0	0	0	7	0	0	11	No
40.0501 Chemistry, General		1	Men	13	0	0	1	1	0	15	0	1	31	
			Women	12	0	0	0	0	0	5	2	0	19	

CIPCODE	Award Level	Major	Gender	Non Resident Alien	Hispanic / Latino	American Indian or Alaska Native	Asian	Black or African American	Native Hawaiian or Other Pacific Islander	White	Two or more Races	Race/ ethnicity unknown	Total	distance education program
	17 - Doctor's degree - research / scholarship		Total	25	0	0	1	1	0	20	2	1	50	No
40.0501 Chemistry, General	5 - Bachelor's degree	2	Men	0	0	0	0	0	0	3	0	0	3	
			Women	0	0	0	0	0	0	1	0	1	2	
			Total	0	0	0	0	0	0	4	0	1	5	No
40.0601 Geology/Earth Science, General	5 - Bachelor's degree	1	Men	1	6	0	1	0	0	13	0	1	22	
			Women	0	2	1	0	0	0	6	1	0	10	
			Total	1	8	1	1	0	0	19	1	1	32	Yes
40.0601 Geology/Earth Science, General	7 - Master's degree	1	Men	0	0	0	0	0	0	1	0	0	1	
			Women	0	1	0	0	0	0	2	0	0	3	
			Total	0	1	0	0	0	0	3	0	0	4	No
40.0601 Geology/Earth Science, General	17 - Doctor's degree - research / scholarship	1	Men	4	0	0	0	0	0	2	0	0	6	
			Women	1	0	0	0	0	0	2	0	0	3	
			Total	5	0	0	0	0	0	4	0	0	9	No
40.0601 Geology/Earth Science, General	5 - Bachelor's degree	2	Men	0	0	0	0	0	0	1	0	0	1	
			Women	0	0	0	0	0	0	0	0	0	0	
			Total	0	0	0	0	0	0	1	0	0	1	Yes
40.0801 Physics, General	5 - Bachelor's degree	1	Men	0	3	0	2	1	0	33	0	0	39	
			Women	0	1	0	0	0	0	4	0	0	5	
			Total	0	4	0	2	1	0	37	0	0	44	No
40.0801 Physics, General	7 - Master's degree	1	Men	2	0	0	1	0	0	5	0	1	9	
			Women	0	0	0	0	0	0	0	0	0	0	
			Total	2	0	0	1	0	0	5	0	1	9	No
40.0801 Physics, General	17 - Doctor's degree - research / scholarship	1	Men	10	1	0	0	0	0	6	0	2	19	
			Women	1	0	0	0	0	0	0	0	0	1	
			Total	11	1	0	0	0	0	6	0	2	20	No
40.0801 Physics, General	5 - Bachelor's degree	2	Men	0	1	1	0	0	0	2	0	0	4	
			Women	0	0	0	0	0	0	0	0	0	0	
			Total	0	1	1	0	0	0	2	0	0	4	No
42.0101 Psychology, General	5 - Bachelor's degree	1	Men	2	22	1	14	5	0	64	2	2	112	
			Women	1	97	0	34	33	3	180	8	9	365	
			Total	3	119	1	48	38	3	244	10	11	477	Yes
42.0101 Psychology, General	7 - Master's degree	1	Men	0	0	0	0	1	0	6	0	1	8	
			Women	1	1	0	0	1	0	13	0	0	16	
			Total	1	1	0	0	2	0	19	0	1	24	No
42.0101 Psychology, General	17 - Doctor's degree - research / scholarship	1	Men	0	0	0	1	0	0	3	1	0	5	
			Women	0	1	0	1	1	0	11	1	1	16	
			Total	0	1	0	2	1	0	14	2	1	21	No
42.0101 Psychology, General	5 - Bachelor's degree	2	Men	0	1	0	0	0	0	0	0	0	1	
			Women	0	2	0	0	0	0	1	0	0	3	
			Total	0	3	0	0	0	0	1	0	0	4	Yes
42.2803			Men	1	0	0	0	0	0	1	0	0	2	

CIPCODE	Award Level	Major	Gender	Non Resident Alien	Hispanic / Latino	American Indian or Alaska Native	Asian	Black or African American	Native Hawaiian or Other Pacific Islander	White	Two or more Races	Race/ ethnicity unknown	Total	distance education program
Counseling Psychology	17 - Doctor's degree - research / scholarship	1	Women	1	1	0	0	0	0	3	0	1	6	
			Total	2	1	0	0	0	0	4	0	1	8	No
42.2805 School Psychology	7 - Master's degree	1	Men	0	0	0	0	1	0	1	0	0	2	
			Women	0	3	0	1	0	0	6	0	0	10	
			Total	0	3	0	1	1	0	7	0	0	12	No
42.2805 School Psychology	8 - Post-Master's certificates	1	Men	0	0	0	0	0	0	0	0	0	0	
			Women	0	2	0	0	1	0	3	0	0	6	
			Total	0	2	0	0	1	0	3	0	0	6	No
42.2805 School Psychology	17 - Doctor's degree - research / scholarship	1	Men	0	0	0	0	0	0	1	0	0	1	
			Women	0	1	0	0	2	0	3	0	0	6	
			Total	0	1	0	0	2	0	4	0	0	7	No
42.2806 Educational Psychology	7 - Master's degree	1	Men	0	0	0	0	0	0	0	0	0	0	
			Women	0	0	0	0	0	0	0	0	0	0	
			Total	0	0	0	0	0	0	0	0	0	0	No
42.2806 Educational Psychology	8 - Post-Master's certificates	1	Men	0	0	0	0	0	0	0	0	0	0	
			Women	0	0	0	0	0	0	0	0	0	0	
			Total	0	0	0	0	0	0	0	0	0	0	No
42.2806 Educational Psychology	17 - Doctor's degree - research / scholarship	1	Men	0	0	0	0	0	0	0	0	0	0	
			Women	0	0	0	0	0	0	0	0	0	0	
			Total	0	0	0	0	0	0	0	0	0	0	No
43.0203 Fire Science/Fire-fighting	5 - Bachelor's degree	1	Men	0	1	0	0	0	0	11	0	0	12	
			Women	0	0	0	0	0	0	1	0	0	1	
			Total	0	1	0	0	0	0	12	0	0	13	Yes
45.0201 Anthropology	5 - Bachelor's degree	1	Men	0	7	0	6	5	2	39	1	1	61	
			Women	0	28	0	9	18	2	59	1	3	120	
			Total	0	35	0	15	23	4	98	2	4	181	Yes
45.0201 Anthropology	7 - Master's degree	1	Men	0	0	0	0	0	0	2	0	0	2	
			Women	0	0	0	0	1	0	6	0	0	7	
			Total	0	0	0	0	1	0	8	0	0	9	No
45.0201 Anthropology	17 - Doctor's degree - research / scholarship	1	Men	2	0	0	0	0	0	4	0	0	6	
			Women	1	0	0	0	3	0	7	0	1	12	
			Total	3	0	0	0	3	0	11	0	1	18	No
45.0201 Anthropology	5 - Bachelor's degree	2	Men	0	0	0	0	0	0	4	1	0	5	
			Women	0	4	0	1	0	0	9	1	0	15	
			Total	0	4	0	1	0	0	13	2	0	20	Yes
45.0401 Criminology	5 - Bachelor's degree	1	Men	1	14	0	1	9	0	42	1	2	70	
			Women	1	21	1	1	13	0	62	2	3	104	
			Total	2	35	1	2	22	0	104	3	5	174	Yes
45.0401 Criminology	7 - Master's degree	1	Men	0	0	0	0	0	0	0	0	0	0	
			Women	1	0	0	0	0	0	1	0	0	2	
			Total	1	0	0	0	0	0	1	0	0	2	No
45.0401			Men	1	0	0	0	0	0	0	1	2		

CIPCODE	Award Level	Major	Gender	Non Resident Alien	Hispanic / Latino	American Indian or Alaska Native	Asian	Black or African American	Native Hawaiian or Other Pacific Islander	White	Two or more Races	Race/ ethnicity unknown	Total	distance education program
Criminology	17 - Doctor's degree - research / scholarship	1	Women	0	1	0	0	1	0	1	0	0	3	
			Total	1	1	0	0	1	0	1	0	1	5	No
45.0401 Criminology	5 - Bachelor's degree	2	Men	0	0	0	0	2	0	1	0	0	3	
			Women	0	3	0	0	5	0	8	3	0	19	
			Total	0	3	0	0	7	0	9	3	0	22	Yes
45.0601 Economics, General	5 - Bachelor's degree	1	Men	4	25	0	6	7	1	76	2	5	126	
			Women	1	11	0	8	1	0	31	2	5	59	
			Total	5	36	0	14	8	1	107	4	10	185	No
45.0601 Economics, General	7 - Master's degree	1	Men	1	0	0	0	0	0	0	0	0	1	
			Women	0	0	0	0	0	0	0	0	0	0	
			Total	1	0	0	0	0	0	0	0	0	1	No
45.0601 Economics, General	17 - Doctor's degree - research / scholarship	1	Men	0	0	0	0	0	0	0	0	0	0	
			Women	0	0	0	0	0	0	0	0	0	0	
			Total	0	0	0	0	0	0	0	0	0	0	No
45.0601 Economics, General	5 - Bachelor's degree	2	Men	0	1	0	0	1	0	7	0	0	9	
			Women	0	1	0	0	1	0	5	0	0	7	
			Total	0	2	0	0	2	0	12	0	0	16	No
45.0701 Geography	5 - Bachelor's degree	1	Men	0	0	0	0	1	0	11	1	2	15	
			Women	0	1	0	1	0	0	1	0	4	7	
			Total	0	1	0	1	1	0	12	1	6	22	Yes
45.0701 Geography	7 - Master's degree	1	Men	0	0	0	0	0	0	0	0	0	0	
			Women	0	0	0	0	0	0	0	0	0	0	
			Total	0	0	0	0	0	0	0	0	0	0	No
45.0701 Geography	17 - Doctor's degree - research / scholarship	1	Men	0	0	0	0	0	0	1	0	1	2	
			Women	1	0	0	0	0	0	2	0	0	3	
			Total	1	0	0	0	0	0	3	0	1	5	No
45.0701 Geography	5 - Bachelor's degree	2	Men	0	0	0	0	0	0	0	0	0	0	
			Women	1	0	0	0	0	0	0	0	0	1	
			Total	1	0	0	0	0	0	0	0	0	1	Yes
45.0901 International Relations and Affairs	7 - Master's degree	1	Men	1	0	0	0	0	0	0	0	0	1	
			Women	0	0	0	0	0	0	0	0	0	0	
			Total	1	0	0	0	0	0	0	0	0	1	No
45.1001 Political Science and Government, General	5 - Bachelor's degree	1	Men	0	27	0	6	5	0	57	3	4	102	
			Women	2	25	0	11	13	0	60	5	7	123	
			Total	2	52	0	17	18	0	117	8	11	225	No
45.1001 Political Science and Government, General	7 - Master's degree	1	Men	1	0	0	1	2	0	4	1	1	10	
			Women	1	1	0	0	0	0	2	0	1	5	
			Total	2	1	0	1	2	0	6	1	2	15	No
45.1001 Political Science and Government, General	17 - Doctor's degree - research / scholarship	1	Men	2	1	0	0	1	0	6	1	0	11	
			Women	0	0	0	0	0	0	5	0	0	5	
			Total	2	1	0	0	1	0	11	1	0	16	No
45.1001		2	Men	0	4	0	1	1	0	9	1	0	16	

CIPCODE	Award Level	Major	Gender	Non Resident Alien	Hispanic / Latino	American Indian or Alaska Native	Asian	Black or African American	Native Hawaiian or Other Pacific Islander	White	Two or more Races	Race/ ethnicity unknown	Total	distance education program
Art History, Criticism and Conservation	5 - Bachelor's degree		Women	0	2	0	0	0	0	6	0	1	9	
			Total	0	2	0	0	0	0	6	0	1	9	No
50.0703	7 - Master's degree	1	Men	0	0	0	0	0	0	0	0	0	0	
Art History, Criticism and Conservation			Women	2	1	0	0	0	0	0	0	0	0	3
			Total	2	1	0	0	0	0	0	0	0	3	No
50.0703 Art History, Criticism and Conservation	17 - Doctor's degree - research / scholarship	1	Men	0	0	0	0	0	0	1	0	0	1	
			Women	0	0	0	0	1	0	1	0	0	2	
			Total	0	0	0	0	1	0	2	0	0	3	No
50.0799 Fine Arts and Art Studies, Other	7 - Master's degree	1	Men	0	0	0	0	0	0	0	0	0	0	
			Women	0	0	0	0	0	0	3	1	0	4	
			Total	0	0	0	0	0	0	3	1	0	4	Yes
50.0901 Music, General	5 - Bachelor's degree	1	Men	0	4	0	1	2	0	8	1	0	16	
			Women	0	7	0	2	1	0	9	2	2	23	
			Total	0	11	0	3	3	0	17	3	2	39	No
50.0901 Music, General	7 - Master's degree	1	Men	1	0	1	1	0	0	9	0	1	13	
			Women	3	1	0	0	1	0	4	0	0	9	
			Total	4	1	1	1	1	0	13	0	1	22	No
50.0901 Music, General	17 - Doctor's degree - research / scholarship	1	Men	0	1	0	0	0	0	3	0	0	4	
			Women	0	0	0	0	0	0	0	0	0	0	
			Total	0	1	0	0	0	0	3	0	0	4	No
51.0000 Health Services/Allied Health/Health Sciences, General	5 - Bachelor's degree	1	Men	0	5	0	2	1	1	15	0	2	26	
			Women	0	29	2	9	16	3	93	5	2	159	
			Total	0	34	2	11	17	4	108	5	4	185	No
51.0202 Audiology/Audiologist	18 - Doctor's degree - professional practice	1	Men	7	1	0	1	1	0	3	0	0	13	
			Women	12	4	0	0	0	0	16	0	0	32	
			Total	19	5	0	1	1	0	19	0	0	45	Yes
51.0204 Audiology/Audiologist and Speech-Language Pathology/Pathologist	5 - Bachelor's degree	1	Men	0	0	0	0	0	0	2	0	0	2	
			Women	0	14	0	3	6	0	42	0	2	67	
			Total	0	14	0	3	6	0	44	0	2	69	Yes
51.0204 Audiology/Audiologist and Speech-Language Pathology/Pathologist	7 - Master's degree	1	Men	0	0	0	0	0	0	1	0	1	2	
			Women	0	3	0	2	1	0	19	0	0	25	
			Total	0	3	0	2	1	0	20	0	1	27	No
51.0204 Audiology/Audiologist and Speech-Language Pathology/Pathologist	17 - Doctor's degree - research / scholarship	1	Men	0	0	0	0	0	0	0	0	0	0	
			Women	2	0	0	0	0	0	2	0	0	4	
			Total	2	0	0	0	0	0	2	0	0	4	No
51.0401 Dentistry	18 - Doctor's degree - professional practice	1	Men	0	1	0	8	4	0	20	1	2	36	
			Women	0	12	0	8	3	0	19	0	1	43	
			Total	0	13	0	16	7	0	39	1	3	79	No
51.0501 Dental Clinical Sciences, General	7 - Master's degree	1	Men	1	0	0	0	0	0	7	1	0	9	
			Women	0	3	0	1	0	0	3	1	0	8	
			Total	1	3	0	1	0	0	10	2	0	17	No

CIPCODE	Award Level	Major	Gender	Non Resident Alien	Hispanic / Latino	American Indian or Alaska Native	Asian	Black or African American	Native Hawaiian or Other Pacific Islander	White	Two or more Races	Race/ ethnicity unknown	Total	distance education program
51.0701 Health/Health Care Administration/Management	7 - Master's degree	1	Men	0	1	0	1	0	0	5	0	0	7	
			Women	0	2	0	1	2	0	9	1	0	15	
			Total	0	3	0	2	2	0	14	1	0	22	No
51.0701 Health/Health Care Administration/Management	17 - Doctor's degree - research / scholarship	1	Men	1	0	0	0	0	0	0	0	0	1	
			Women	0	0	0	0	1	0	1	0	0	2	
			Total	1	0	0	0	1	0	1	0	0	3	No
51.0912 Physician Assistant	7 - Master's degree	1	Men	0	2	0	1	1	0	10	1	1	16	
			Women	0	2	0	2	1	0	40	0	0	45	
			Total	0	4	0	3	2	0	50	1	1	61	No
51.0913 Athletic Training/Trainer	5 - Bachelor's degree	1	Men	0	0	0	0	1	0	7	0	0	8	
			Women	0	0	0	0	2	0	2	0	0	4	
			Total	0	0	0	0	3	0	9	0	0	12	No
51.1201 Medicine	18 - Doctor's degree - professional practice	1	Men	0	10	1	12	7	1	41	0	6	78	
			Women	0	6	0	8	4	0	33	0	4	55	
			Total	0	16	1	20	11	1	74	0	10	133	No
51.1505 Marriage and Family Therapy/Counseling	7 - Master's degree	1	Men	0	0	0	0	1	0	1	0	0	2	
			Women	0	2	0	0	0	0	8	0	1	11	
			Total	0	2	0	0	1	0	9	0	1	13	No
51.1505 Marriage and Family Therapy/Counseling	8 - Post-Master's certificates	1	Men	0	0	0	0	1	0	1	0	0	2	
			Women	0	2	0	0	0	0	8	0	1	11	
			Total	0	2	0	0	1	0	9	0	1	13	No
51.1505 Marriage and Family Therapy/Counseling	17 - Doctor's degree - research / scholarship	1	Men	0	0	0	0	0	0	0	0	0	0	
			Women	0	0	0	0	0	0	0	0	0	0	
			Total	0	0	0	0	0	0	0	0	0	0	No
51.1508 Mental Health Counseling/Counselor	7 - Master's degree	1	Men	1	1	0	0	0	0	2	0	0	4	
			Women	0	3	0	0	2	0	11	0	0	16	
			Total	1	4	0	0	2	0	13	0	0	20	No
51.1508 Mental Health Counseling/Counselor	8 - Post-Master's certificates	1	Men	1	1	0	0	0	0	2	0	0	4	
			Women	0	3	0	0	2	0	12	0	0	17	
			Total	1	4	0	0	2	0	14	0	0	21	No
51.1508 Mental Health Counseling/Counselor	17 - Doctor's degree - research / scholarship	1	Men	0	0	0	0	0	0	0	0	0	0	
			Women	0	0	0	0	0	0	0	0	0	0	
			Total	0	0	0	0	0	0	0	0	0	0	No
51.2001 Pharmacy	18 - Doctor's degree - professional practice	1	Men	9	21	0	19	6	0	64	2	5	126	
			Women	24	27	0	42	12	4	119	4	10	242	
			Total	33	48	0	61	18	4	183	6	15	368	Yes
51.2099 Pharmacy, Pharmaceutical Sciences, and Administration, Other	7 - Master's degree	1	Men	8	4	0	4	9	0	46	1	3	75	
			Women	8	11	1	12	23	0	95	3	7	160	
			Total	16	15	1	16	32	0	141	4	10	235	Yes
51.2099		1	Men	7	0	0	0	0	0	2	0	0	9	
			Women	7	0	0	0	1	0	2	0	0	10	
			Total	14	0	0	0	1	0	4	0	0	19	No

CIPCODE	Award Level	Major	Gender	Non Resident Alien	Hispanic / Latino	American Indian or Alaska Native	Asian	Black or African American	Native Hawaiian or Other Pacific Islander	White	Two or more Races	Race/ ethnicity unknown	Total	distance education program
Pharmacy, Pharmaceutical Sciences, and Administration, Other	17 - Doctor's degree - research / scholarship													
51.2201 Public Health, General	7 - Master's degree	1	Men	1	4	0	3	2	0	11	0	1	22	
			Women	6	5	0	7	6	0	15	2	4	45	
			Total	7	9	0	10	8	0	26	2	5	67	Yes
51.2201 Public Health, General	17 - Doctor's degree - research / scholarship	1	Men	1	0	0	0	1	0	2	0	0	4	
			Women	2	0	0	1	0	0	3	0	0	6	
			Total	3	0	0	1	1	0	5	0	0	10	No
51.2202 Environmental Health	7 - Master's degree	1	Men	0	0	0	0	0	0	0	0	0	0	
			Women	0	0	0	0	1	0	3	0	1	5	
			Total	0	0	0	0	1	0	3	0	1	5	No
51.2208 Community Health and Preventive Medicine	5 - Bachelor's degree	1	Men	0	1	1	2	3	0	2	0	0	9	
			Women	0	16	0	5	13	4	48	2	2	90	
			Total	0	17	1	7	16	4	50	2	2	99	No
51.2208 Community Health and Preventive Medicine	7 - Master's degree	1	Men	0	0	0	0	0	0	1	1	0	2	
			Women	0	5	0	0	1	0	12	1	0	19	
			Total	0	5	0	0	1	0	13	2	0	21	Yes
51.2306 Occupational Therapy/Therapist	7 - Master's degree	1	Men	0	1	0	0	0	0	3	0	0	4	
			Women	0	5	0	3	3	0	30	0	1	42	
			Total	0	6	0	3	3	0	33	0	1	46	No
51.2308 Physical Therapy/Therapist	18 - Doctor's degree - professional practice	1	Men	0	4	0	1	0	1	17	1	1	25	
			Women	0	4	0	3	0	0	32	0	1	40	
			Total	0	8	0	4	0	1	49	1	2	65	No
51.2314 Rehabilitation Science	17 - Doctor's degree - research / scholarship	1	Men	2	0	0	0	0	0	1	0	0	3	
			Women	1	0	0	0	0	0	0	0	0	1	
			Total	3	0	0	0	0	0	1	0	0	4	No
51.2401 Veterinary Medicine	18 - Doctor's degree - professional practice	1	Men	0	2	0	0	0	0	12	1	1	16	
			Women	0	9	0	3	1	0	74	0	8	95	
			Total	0	11	0	3	1	0	86	1	9	111	No
51.2501 Veterinary Sciences/Veterinary Clinical Sciences, General	7 - Master's degree	1	Men	2	1	0	0	0	0	7	0	1	11	
			Women	6	2	1	0	2	0	29	1	7	48	
			Total	8	3	1	0	2	0	36	1	8	59	Yes
51.2501 Veterinary Sciences/Veterinary Clinical Sciences, General	17 - Doctor's degree - research / scholarship	1	Men	1	0	0	0	0	0	1	0	0	2	
			Women	1	0	0	0	0	0	1	0	1	3	
			Total	2	0	0	0	0	0	2	0	1	5	No
51.3101 Dietetics/Dietitian	5 - Bachelor's degree	1	Men	0	0	0	0	0	0	0	0	0	0	
			Women	0	2	0	0	0	0	1	0	0	3	
			Total	0	2	0	0	0	0	1	0	0	3	No
51.3801 Registered Nursing/Registered Nurse	5 - Bachelor's degree	1	Men	0	0	0	1	1	0	13	1	0	16	
			Women	1	29	1	4	12	13	104	3	0	167	
			Total	1	29	1	5	13	13	117	4	0	183	No

CIPCODE	Award Level	Major	Gender	Non Resident Alien	Hispanic / Latino	American Indian or Alaska Native	Asian	Black or African American	Native Hawaiian or Other Pacific Islander	White	Two or more Races	Race/ ethnicity unknown	Total	distance education program
51.3801 Registered Nursing/Registered Nurse	7 - Master's degree	1	Men	0	0	0	1	1	0	2	0	0	4	
			Women	0	1	0	2	2	0	19	0	2	26	
			Total	0	1	0	3	3	0	21	0	2	30	Yes
51.3808 Nursing Science	17 - Doctor's degree - research / scholarship	1	Men	0	0	0	0	0	0	1	0	0	1	
			Women	0	0	0	0	0	0	2	0	0	2	
			Total	0	0	0	0	0	0	3	0	0	3	No
51.3818 Nursing Practice	18 - Doctor's degree - professional practice	1	Men	0	1	0	0	1	0	3	0	0	5	
			Women	0	2	0	2	2	0	24	1	5	36	
			Total	0	3	0	2	3	0	27	1	5	41	No
52.0201 Business Administration and Management, General	5 - Bachelor's degree	1	Men	1	16	1	2	1	0	71	0	1	93	
			Women	2	23	0	6	5	0	64	2	0	102	
			Total	3	39	1	8	6	0	135	2	1	195	No
52.0201 Business Administration and Management, General	7 - Master's degree	1	Men	20	45	1	27	17	1	270	3	25	409	
			Women	41	38	0	12	10	0	149	3	12	265	
			Total	61	83	1	39	27	1	419	6	37	674	Yes
52.0201 Business Administration and Management, General	17 - Doctor's degree - research / scholarship	1	Men	2	0	0	0	0	0	2	0	0	4	
			Women	0	0	0	1	0	0	2	0	0	3	
			Total	2	0	0	1	0	0	4	0	0	7	No
52.0201 Business Administration and Management, General	5 - Bachelor's degree	2	Men	0	0	0	0	0	0	0	0	0	0	
			Women	0	0	0	0	0	0	1	0	0	1	
			Total	0	0	0	0	0	0	1	0	0	1	No
52.0201 Business Administration and Management, General	7 - Master's degree	2	Men	0	0	0	0	0	0	0	0	0	0	
			Women	0	0	0	0	0	0	0	0	0	0	
			Total	0	0	0	0	0	0	0	0	0	0	Yes
52.0301 Accounting	5 - Bachelor's degree	1	Men	3	19	1	7	1	0	56	2	1	90	
			Women	1	24	0	7	7	0	55	4	4	102	
			Total	4	43	1	14	8	0	111	6	5	192	No
52.0301 Accounting	7 - Master's degree	1	Men	0	9	1	5	0	0	37	1	0	53	
			Women	5	9	0	1	0	0	35	0	0	50	
			Total	5	18	1	6	0	0	72	1	0	103	No
52.0701 Entrepreneurship/Entrepreneurial Studies	7 - Master's degree	1	Men	2	2	0	1	0	0	12	0	1	18	
			Women	2	1	0	0	1	0	1	0	0	5	
			Total	4	3	0	1	1	0	13	0	1	23	No
52.0801 Finance, General	5 - Bachelor's degree	1	Men	8	44	0	17	4	0	167	1	7	248	
			Women	3	39	0	10	2	2	69	2	3	130	
			Total	11	83	0	27	6	2	236	3	10	378	No
52.0801 Finance, General	7 - Master's degree	1	Men	0	2	0	0	0	0	19	0	1	22	
			Women	0	0	0	1	0	0	4	0	0	5	
			Total	0	2	0	1	0	0	23	0	1	27	No
52.0801 Finance, General	5 - Bachelor's degree	2	Men	0	2	0	0	0	0	6	1	1	10	
			Women	0	2	0	1	0	0	3	0	0	6	
			Total	0	4	0	1	0	0	9	1	1	16	No
52.1301 Management Science	5 - Bachelor's degree	1	Men	1	11	0	3	0	0	24	1	2	42	
			Women	1	6	0	2	0	0	11	1	0	21	

CIPCODE	Award Level	Major	Gender	Non Resident Alien	Hispanic / Latino	American Indian or Alaska Native	Asian	Black or African American	Native Hawaiian or Other Pacific Islander	White	Two or more Races	Race/ ethnicity unknown	Total	distance education program
			Total	2	17	0	5	0	0	35	2	2	63	No
52.1301	5 - Bachelor's degree	2	Men	0	0	0	0	0	0	2	0	0	2	
Women			0	2	0	0	0	0	0	0	0	0	2	
Total			0	2	0	0	0	0	2	0	0	0	4	No
52.1401	5 - Bachelor's degree	1	Men	3	10	0	3	5	0	41	2	1	65	
Women			2	26	0	10	5	0	82	4	4	133		
Total			5	36	0	13	10	0	123	6	5	198	No	
52.1401	7 - Master's degree	1	Men	0	0	0	0	0	0	0	0	0	0	
Women			0	0	0	0	0	0	0	0	0	0	0	
Total			0	0	0	0	0	0	0	0	0	0	0	No
52.1401	5 - Bachelor's degree	2	Men	0	0	0	0	0	0	0	0	0	0	
Women			0	0	0	0	0	0	0	0	0	0	0	
Total			0	0	0	0	0	0	0	0	0	0	0	No
52.1501	7 - Master's degree	1	Men	4	4	0	0	0	0	19	0	1	28	
Women			3	1	0	0	0	0	4	0	0	0	8	
Total			7	5	0	0	0	0	23	0	1	36	No	
54.0101	5 - Bachelor's degree	1	Men	0	9	2	2	2	0	54	2	0	71	
Women			0	7	1	2	5	0	32	0	4	51		
Total			0	16	3	4	7	0	86	2	4	122	No	
54.0101	7 - Master's degree	1	Men	0	1	0	0	0	0	4	0	0	5	
Women			0	0	0	0	0	0	3	0	0	3		
Total			0	1	0	0	0	0	7	0	0	8	No	
54.0101	17 - Doctor's degree - research / scholarship	1	Men	1	0	0	0	0	0	2	0	0	3	
Women			0	0	0	0	0	0	3	0	1	4		
Total			1	0	0	0	0	0	5	0	1	7	No	
54.0101	5 - Bachelor's degree	2	Men	0	1	0	1	0	0	4	1	0	7	
Women			0	4	0	0	1	0	6	0	0	11		
Total			0	5	0	1	1	0	10	1	0	18	No	

Completions: total by first major

99.0000 Summary Grand Totals	Award Level	Nonresident alien	Hispanic Latino	American Indian or Alaska Native	Asian	Black or African American	Native Hawaiian or Other Pacific Islander	White	Two or more Races	Race/ethnicity unknown	Total	PY Total
Associate's degree	3											
Men		1	26	0	11	13	0	58	6	4	119	124
Women		1	55	1	20	60	0	113	9	2	261	269
Total		2	81	1	31	73	0	171	15	6	380	393
Bachelor's degree	5											
Men		58	657	12	271	168	21	2216	72	90	3565	3576
Women		40	976	14	330	364	52	2613	127	134	4650	4817
Total		98	1633	26	601	532	73	4829	199	224	8215	8393
Master's degree	7											
Men		653	158	7	77	58	3	883	18	69	1926	1866
Women		392	193	5	77	110	2	1023	24	60	1886	1764
Total		1045	351	12	154	168	5	1906	42	129	3812	3630
Post-Master's certificates	8											
Men		1	1	0	0	1	0	4	0	0	7	12
Women		3	10	0	0	5	0	30	0	2	50	55
Total		4	11	0	0	6	0	34	0	2	57	67
Doctor's degree - research / scholarship	17											
Men		189	18	0	7	16	0	153	5	15	403	436
Women		117	21	1	11	20	0	131	7	12	320	317
Total		306	39	1	18	36	0	284	12	27	723	753
Doctor's degree - professional practice	18											
Men		17	65	1	44	40	2	276	8	28	481	492
Women		39	83	0	71	37	4	412	6	36	688	645
Total		56	148	1	115	77	6	688	14	64	1169	1137

99.0000 Summary Grand Totals	Award Level	Nonresident alien	Hispanic Latino	American Indian or Alaska Native	Asian	Black or African American	Native Hawaiian or Other Pacific Islander	White	Two or more Races	Race/ethnicity unknown	Total	PY Total
Women		0	0	0	0	0	0	0	0	0	0	0
Total		0	0	0	0	0	0	0	0	0	0	1

Grand Total Men		0	19	1	8	6	0	60	4	1	99	114
Grand Total Women		1	39	0	4	15	1	85	12	6	163	190
Grand Total		1	58	1	12	21	1	145	16	7	262	304

PY Grand Total Men		3	25	0	8	5	1	56	1	15		114
PY Grand Total Women		7	35	0	11	8	2	112	4	11		190
PY Grand Total		10	60	0	19	13	3	168	5	26		304

All Completers

Institutions must report the following information. (Some data will be pre-populated from the completions by CIP code data.)

All Completers

Number of students by gender and race and ethnicity earning an award between July 1, 2015 and June 30, 2016. Count each student only once, regardless of how many awards he/she earned. The intent of this screen is to collect an unduplicated count of total numbers of *completers*.

- Report Hispanic/Latino individuals of any race as Hispanic/Latino
- Report race for non-Hispanic/Latino individuals only

	Men		Women		Total Students
	Number of Students	Total Awards	Number of Students	Total Awards	
<u>Nonresident alien</u>	908	920	592	597	1,500
<u>Hispanic/Latino</u>	862	925	1,249	1,340	2,111
<u>American Indian or Alaska Native</u>	19	20	21	22	40
<u>Asian</u>	393	411	475	510	868
<u>Black or African American</u>	285	297	550	598	835
<u>Native Hawaiian or Other Pacific Islander</u>	26	26	58	58	84
<u>White</u>	3,381	3,593	4,116	4,348	7,497
<u>Two or more races</u>	104	110	165	173	269
<u>Race and ethnicity unknown</u>	204	208	236	249	440
TOTAL	6,182	6,510	7,462	7,895	13,644
PY TOTAL	6,182		7,423		13,605

Completers by Level

Institutions must report the following information. This screen will be shown for each of the following award categories for which completions have been reported:

- Less than 1-year certificates
- At least 1 but less than 4-year certificates
- Associate's degrees
- Bachelor's degrees
- Master's degrees
- Doctor's degrees
- Postbaccalaureate and post-master's certificates

Associate's degrees

Number of students by gender, by race and ethnicity, and by age earning this award between July 1, 2015 and June 30, 2016. Each student should be counted once per award level. For example, if a student earned a master's degree and a doctor's degree, he/she should be counted once in master's and once in doctor's. A student earning two master's degrees should be counted only once.


- Report Hispanic/Latino individuals of any race as Hispanic/Latino
- Report race for non-Hispanic/Latino individuals only


	Number of Students	Total Awards
By Gender		
Men	<input type="text" value="119"/>	119
Women	<input type="text" value="261"/>	261
TOTAL	380	380
PY TOTAL	393	

By Race/Ethnicity

<u>Nonresident alien</u>	<input type="text" value="2"/>	2
<u>Hispanic/Latino</u>	<input type="text" value="81"/>	81
<u>American Indian or Alaska Native</u>	<input type="text" value="1"/>	1
<u>Asian</u>	<input type="text" value="31"/>	31
<u>Black or African American</u>	<input type="text" value="73"/>	73
<u>Native Hawaiian or Other Pacific Islander</u>	<input type="text" value="0"/>	0

<u>White</u>	<input type="text" value="171"/>	171
Two or more races	<input type="text" value="15"/>	15
<u>Race and ethnicity unknown</u>	<input type="text" value="6"/>	6
TOTAL	380	380



 **By Age**

Under 18	<input type="text" value="0"/>	
18-24	<input type="text" value="361"/>	
25-39	<input type="text" value="17"/>	
40 and Above	<input type="text" value="2"/>	
Age Unknown	<input type="text" value="0"/>	
TOTAL	380	380

Completers by Level

Institutions must report the following information. This screen will be shown for each of the following award categories for which completions have been reported:

- Less than 1-year certificates
- At least 1 but less than 4-year certificates
- Associate's degrees
- Bachelor's degrees
- Master's degrees
- Doctor's degrees
- Postbaccalaureate and post-master's certificates

Bachelor's degrees

Number of students by gender, by race and ethnicity, and by age earning this award between July 1, 2015 and June 30, 2016. Each student should be counted once per award level. For example, if a student earned a master's degree and a doctor's degree, he/she should be counted once in master's and once in doctor's. A student earning two master's degrees should be counted only once.


- Report Hispanic/Latino individuals of any race as Hispanic/Latino
- Report race for non-Hispanic/Latino individuals only

	Number of Students	Total Awards
By Gender		
Men	3,436	3,565
Women	4,441	4,650
TOTAL	7,877	8,215
PY TOTAL	8,006	

By Race/Ethnicity

<u>Nonresident alien</u>	96	98
<u>Hispanic/Latino</u>	1,558	1,633
<u>American Indian or Alaska Native</u>	26	26
<u>Asian</u>	567	601
<u>Black or African American</u>	515	532
<u>Native Hawaiian or Other Pacific Islander</u>	73	73

<u>White</u>	4,634	4,829
Two or more races	195	199
<u>Race and ethnicity unknown</u>	213	224
TOTAL	7,877	8,215



By Age

Under 18	0	
18-24	7,147	
25-39	682	
40 and Above	48	
Age Unknown	0	
TOTAL	7,877	8,215

Completers by Level

Institutions must report the following information. This screen will be shown for each of the following award categories for which completions have been reported:

- Less than 1-year certificates
- At least 1 but less than 4-year certificates
- Associate's degrees
- Bachelor's degrees
- Master's degrees
- Doctor's degrees
- Postbaccalaureate and post-master's certificates

Master's degrees

Number of students by gender, by race and ethnicity, and by age earning this award between July 1, 2015 and June 30, 2016. Each student should be counted once per award level. For example, if a student earned a master's degree and a doctor's degree, he/she should be counted once in master's and once in doctor's. A student earning two master's degrees should be counted only once.


- Report Hispanic/Latino individuals of any race as Hispanic/Latino
- Report race for non-Hispanic/Latino individuals only

	Number of Students	Total Awards
By Gender		
Men	1,909	1,926
Women	1,878	1,886
TOTAL	3,787	3,812
PY TOTAL	3,616	

By Race/Ethnicity

<u>Nonresident alien</u>	1,044	1,045
<u>Hispanic/Latino</u>	348	351
<u>American Indian or Alaska Native</u>	12	12
<u>Asian</u>	154	154
<u>Black or African American</u>	168	168
<u>Native Hawaiian or Other Pacific Islander</u>	5	5

<u>White</u>	<input type="text" value="1,886"/>	1,906
Two or more races	<input type="text" value="41"/>	42
<u>Race and ethnicity unknown</u>	<input type="text" value="129"/>	129
TOTAL	3,787	3,812



By Age		
Under 18	<input type="text" value="0"/>	
18-24	<input type="text" value="1,211"/>	
25-39	<input type="text" value="2,279"/>	
40 and Above	<input type="text" value="297"/>	
Age Unknown	<input type="text" value="0"/>	
TOTAL	3,787	3,812

Completers by Level

Institutions must report the following information. This screen will be shown for each of the following award categories for which completions have been reported:

- Less than 1-year certificates
- At least 1 but less than 4-year certificates
- Associate's degrees
- Bachelor's degrees
- Master's degrees
- Doctor's degrees
- Postbaccalaureate and post-master's certificates

Doctor's degrees

Number of students by gender, by race and ethnicity, and by age earning this award between July 1, 2015 and June 30, 2016. Each student should be counted once per award level. For example, if a student earned a master's degree and a doctor's degree, he/she should be counted once in master's and once in doctor's. A student earning two master's degrees should be counted only once.


- Report Hispanic/Latino individuals of any race as Hispanic/Latino
- Report race for non-Hispanic/Latino individuals only


	Number of Students	Total Awards
By Gender		
Men	893	893
Women	1,048	1,048
TOTAL	1,941	1,941
PY TOTAL	1,914	

By Race/Ethnicity

<u>Nonresident alien</u>	368	368
<u>Hispanic/Latino</u>	189	189
<u>American Indian or Alaska Native</u>	3	3
<u>Asian</u>	135	135
<u>Black or African American</u>	116	116
<u>Native Hawaiian or Other Pacific Islander</u>	6	6

<u>White</u>	<input type="text" value="1,001"/>	1,001
Two or more races	<input type="text" value="27"/>	27
<u>Race and ethnicity unknown</u>	<input type="text" value="96"/>	96
TOTAL	1,941	1,941



 **By Age**

Under 18	<input type="text" value="0"/>	
18-24	<input type="text" value="48"/>	
25-39	<input type="text" value="1,703"/>	
40 and Above	<input type="text" value="190"/>	
Age Unknown	<input type="text" value="0"/>	
TOTAL	1,941	1,941

Completers by Level

Institutions must report the following information. This screen will be shown for each of the following award categories for which completions have been reported:

- Less than 1-year certificates
- At least 1 but less than 4-year certificates
- Associate's degrees
- Bachelor's degrees
- Master's degrees
- Doctor's degrees
- Postbaccalaureate and post-master's certificates

Postbaccalaureate and post-master's certificates

Number of students by gender, by race and ethnicity, and by age earning this award between July 1, 2015 and June 30, 2016. Each student should be counted once per award level. For example, if a student earned a master's degree and a doctor's degree, he/she should be counted once in master's and once in doctor's. A student earning two master's degrees should be counted only once.


- Report Hispanic/Latino individuals of any race as Hispanic/Latino
- Report race for non-Hispanic/Latino individuals only

	Number of Students	Total Awards
By Gender		
Men	<input type="text" value="7"/>	7
Women	<input type="text" value="50"/>	50
TOTAL	57	57
PY TOTAL	67	

By Race/Ethnicity

<u>Nonresident alien</u>	<input type="text" value="4"/>	4
<u>Hispanic/Latino</u>	<input type="text" value="11"/>	11
<u>American Indian or Alaska Native</u>	<input type="text" value="0"/>	0
<u>Asian</u>	<input type="text" value="0"/>	0
<u>Black or African American</u>	<input type="text" value="6"/>	6
<u>Native Hawaiian or Other Pacific Islander</u>	<input type="text" value="0"/>	0

<u>White</u>	<input type="text" value="34"/>	34
Two or more races	<input type="text" value="0"/>	0
<u>Race and ethnicity unknown</u>	<input type="text" value="2"/>	2
TOTAL	57	57



By Age		
Under 18	<input type="text" value="0"/>	
18-24	<input type="text" value="8"/>	
25-39	<input type="text" value="46"/>	
40 and Above	<input type="text" value="3"/>	
Age Unknown	<input type="text" value="0"/>	
TOTAL	57	57

Summary

IPEDS collects important information regarding your institution. All data reported in IPEDS survey components become available in the IPEDS Data Center and appear as aggregated data in various Department of Education reports. Additionally, some of the reported data appears specifically for your institution through the College Navigator website and is included in your institution's Data Feedback Report (DFR). The purpose of this summary is to provide you an opportunity to view some of the data that, when accepted through the IPEDS quality control process, will appear on the College Navigator website and/or your DFR. College Navigator is updated approximately three months after the data collection period closes and Data Feedback Reports will be available through the [Data Center](#) and sent to your institution's CEO in November 2016.

Please review your data for accuracy. If you have questions about the data displayed below after reviewing the data reported on the survey screens, please contact the IPEDS Help Desk at: 1-877-225-2568 or ipedshelp@rti.org.

Summary of Completions Data

Award Level	Number of Completions	
	1 st major	2 nd major
<u>Associate's degree</u>	380	0
<u>Bachelors degree or equivalent</u>	8,215	262
<u>Master's degree</u>	3,812	0
<u>Post-master's certificate</u>	57	0
<u>Doctor's degree - research/scholarship</u>	723	0
<u>Doctor's degree - professional practice</u>	1,169	0
<u>Doctor's degree - other</u>	49	0
Total number of degrees and certificates	14,405	

Summary of Completers Data

	Number of Students		
	Men	Women	Total
All Completers	6,182	7,462	13,644

Completions

University of Florida (134130)

Source	Description	Severity	Resolved	Options
Global Edits				
Perform Edits	Your institution reported offering award level(s) (1:2:6) in the prior year IC Header survey, but you did not report offering any programs at this level here. Please correct your data or explain the discrepancy. (Error #10528)	Explanation	Yes	
Reason:	The official offering of certificates is a new process. The placement of these awards in the Board of Governors system has not yet been determined.			
Perform Edits	Your institution did not report offering award level(s) (19) in the prior year IC Header survey, but you indicated that one or more programs are offered at this level here. Please correct your data or explain the discrepancy. (Error #10529)	Explanation	Yes	
Reason:	The degree programs are assigned to their appropriate Doctoral-Research/Doctoral-Professional Practice categories within our state file. The IPEDS upload process merges these categories into one.			
Perform Edits	Current year completions (55) are outside the expected range when compared to completions reported in the prior year (34) for: Men, 2-digit field (26), award level (7). Please correct your data or explain. (Error #10504)	Explanation	Yes	
Reason:	The data have been verified.			
Perform Edits	Current year completions (15) are outside the expected range when compared to completions reported in the prior year (35) for: Women, 2-digit field (45), award level (7). Please correct your data or explain. (Error #10505)	Explanation	Yes	
Reason:	The data have been verified.			